



DALTON-WHITFIELD REGIONAL SOLID WASTE MANAGEMENT AUTHORITY AGENDA

FEBRUARY 19, 2024
4:00 PM

DALTON CITY HALL - 2ND FLOOR – WEST CONFERENCE ROOM, 300 WAUGH STREET,
DALTON, GEORGIA

- I. **Approval of Agenda**
- II. **Public Commentary**
- III. **OLD BUSINESS**
 - A. **Approval of Minutes – January 23, 2024**
- IV. **NEW BUSINESS**
 - A. **Financial & Operational Reports**
 1. Status of Accounts – January 2024
 2. Rainfall Report
 - B. **Construction / Special Project Report**
 1. Monofill / Construction & Demolition Landfill Expansion
 - C. **Recycling / Other Reports**
 1. MRF Report – January 2024
 2. Target Recycling Program Update
 3. Recovered Materials Markets
 4. School Recycling Report – January
 5. Curbside Recycling Report – City of Dalton – January
 6. Convenience Center Recycling
 7. Other
- V. **Adjourn**



Dalton-Whitfield Regional Solid Waste Management Authority

MINUTES FROM MEETING HELD January 23, 2024

Tyree Goodlett called the meeting to order at 4:00 p.m.

Members present – Annalee Sams, Tyree Goodlett, Jevin Jensen, Greg Jones and Benny Dunn
Others present are listed below:

Henry Tharpe – Sponcler & Tharpe, Rob Estes – Estes & Walcott
Staff – Dirk Verhoeff, Michael Foxx and Amy Hartline

I. Approval of Agenda

Members received and reviewed written copies of the January 23, 2024 agenda. The agenda was approved unanimously as follows:

MOTION: Dunn
SECOND: Jones

II. Public Commentary

There was no public commentary.

III. AUTHORITY ORGANIZATIONAL ACTIONS

A. Appointments & Elections for 2023

1. Chairperson (Tyree Goodlett)
2. Vice-Chairperson (Greg Jones)
3. Attorney (Henry Tharpe)
4. Auditor (Rob Estes)
5. Executive Director (Dirk Verhoeff)
6. Secretary – Treasurer (Dirk Verhoeff)

MOTION: Dunn
SECOND: Sams

Board members unanimously elected the appointees for 2023 as above on the previous motions.

IV. OLD BUSINESS

A. Approval of Minutes – December 18, 2023

Members received and reviewed written copies of the minutes from the December 18, 2023 meeting. The minutes were approved unanimously as follows:

MOTION: Jones
SECOND: Jensen

V. NEW BUSINESS

A. Financial & Operational Reports

1. Status of Accounts – December 2023

Dirk Verhoeff reviewed the status of accounts for December 2023. Revenues ended 6% above budget for 2023. All revenue line items were above budget with the exception of MRF Revenues and Landfill Gas. Mr. Verhoeff informed the Board that the Landfill Gas revenue budget for 2023 was for the sale of carbon credit offsets generated by destroying landfill gas in a candle stick flare. The credits were recently verified, but payment for those credits will not occur until 2024. The primary landfill operations budget ended under budget for 2023. Dirk stated that the Authority saw a net profit for the year.

2. Rainfall Report

Dirk Verhoeff reviewed the rainfall data through December 2023. Dirk reported that we received above normal rainfall six months out of the year. We ended the year 87% of normal.

3. Litter Fence Module Purchase

Dirk Verhoeff presented two quotes for litter fence modules. These 25 ft x 15 ft litter fence modules are to be placed around the active working face to reduce blown litter on the site. Staff recommended the low quote provided by Metta Technologies.

The purchase was approved unanimously as follows:

MOTION: Sams

SECOND: Jones

4. Glass Recycling Container Purchase

Dirk Verhoeff presented two quotes for one portioned 25 cubic yard glass recycling container to be placed at the Old Dixie Hwy convenience center. Staff recommended the low quote provided by Fleet Genius. The purchase was approved unanimously as follows:

MOTION: Jones

SECOND: Dunn

5. Resolution Designating Bank OZK as Depository of Funds

Dirk Verhoeff presented a resolution designating Bank OZK as a depository of funds for the DSWA. Bank OZK requires a resolution specifying which DSWA and City of Dalton staff are permitted to transfer deposits from one depository to another. The resolution was approved unanimously as follows:

MOTION: Jones

SECOND: Jensen

6. Trinseo, LLC / DSWA Landfill Gas Purchase and Lease Agreement

Dirk Verhoeff presented a landfill gas purchase and equipment lease agreement to the Board. Similar versions of the agreements have been presented at previous meetings for review. The two-year agreement is for the purchase of landfill gas by Trinseo, LLC. As part of the agreement,

Trinseo, LLC will purchase or repair the 200 hp compressor to get the system back up and running. The equipment lease covers the new or remanufactured compressor. All environmental benefits, such as carbon credit offsets, will be owned by the Authority. Mr. Goodlett asked if it was possible to expand the wellfield (gas collection network) to increase the volume of gas available for sale. Mr. Verhoeff stated that an expansion is possible and would actually be beneficial. The purchase agreement allows for the Authority to re-negotiate rates as more gas becomes available in the future. In addition, the capture and destruction of landfill gas will reduce surface emissions and odors.

The agreements were approved unanimously as follows:

MOTION: Jones

SECOND: Sams

B. Construction / Special Project Reports

1. Phase 6 Cell 6 MSW Landfill Construction Update
Dirk Verhoeff updated the Board on the Cell 6 landfill construction. Mr. Verhoeff reported that the Georgia EPD has approved the construction and are allowing the Authority to place waste in the new cell.

C. Recycling / Other Reports

The board reviewed the following reports and heard highlights from each.

1. MRF Report – December 2023
2. Target Recycling Program Update
3. Recovered Materials Markets
4. School Recycling Report – December 2023
5. Curbside Recycling Report – City of Dalton
6. Communication, Education, Marketing Report - 2023
7. Convenience Center Recycling and Visitor

VI. Adjourn

The Authority adjourned from their regular meeting on the following motion:

MOTION: Jones

The Authority adjourned unanimously.

Tyree Goodlett, Chairman

Dirk Verhoeff, Secretary/Treasurer

Recorded & Approved

YEAR-TO-DATE BUDGET REPORT

FOR 2024 01

ACCOUNTS FOR:	ORIGINAL APPROP	TRANFRS/ADJSTMTS	REVISED BUDGET	YTD ACTUAL	ENCUMBRANCES	AVAILABLE BUDGET	PCT USE/COL
---------------	-----------------	------------------	----------------	------------	--------------	------------------	-------------

50000 REVENUES

500001 344200	MRF REVENUES	-200,000	0	-200,000	-29,364.07	.00	-170,635.93	14.7%
500001 344250	RECYCLING REVENUE	-50,000	0	-50,000	-4,460.30	.00	-45,539.70	8.9%
500001 344300	LFG REVENUE	-300,000	0	-300,000	.00	.00	-300,000.00	.0%
500001 344400	LANDFILL FEES	-8,587,100	0	-8,587,100	-780,248.64	.00	-7,806,851.36	9.1%
500001 361400	INTEREST INCOME	-892,000	0	-892,000	-179,884.09	.00	-712,115.91	20.2%
500001 389000	MISCELLANEOUS REV	-20,000	0	-20,000	-1,005.36	.00	-18,994.64	5.0%
TOTAL REVENUES		-10,049,100	0	-10,049,100	-994,962.46	.00	-9,054,137.54	9.9%

YEAR-TO-DATE BUDGET REPORT

FOR 2024 01								
ACCOUNTS FOR:		ORIGINAL	TRANFRS/	REVISED			AVAILABLE	PCT
0050	LANDFILL-ENTERPRISE FUND	APPROP	ADJSTMTS	BUDGET	YTD ACTUAL	ENCUMBRANCES	BUDGET	USE/COL
504210 LANDFILL DEVELOPMENT								
504210	000610	ENGINEERING	0	301,000	.00	.00	301,000.00	.0%
504210	001100	UNDERDRAINING	0	350,000	.00	.00	350,000.00	.0%
504210	521210	PROFESSIONAL - LE	0	2,000	.00	.00	2,000.00	.0%
504210	541100	SITES	0	200,000	.00	.00	200,000.00	.0%
504210	579000	CONTINGENCY	0	10,000	.00	.00	10,000.00	.0%
TOTAL LANDFILL DEVELOPMENT			0	863,000	.00	.00	863,000.00	.0%

YEAR-TO-DATE BUDGET REPORT

FOR 2024 01								
ACCOUNTS FOR:	ORIGINAL	TRANFRS/	REVISED	YTD	ENCUMBRANCES	AVAILABLE	PCT	
0950 LANDFILL-ENTERPRISE FUND	APPROP	ADJSTMTS	BUDGET	ACTUAL		BUDGET	USE/COL	
504240 LANDFILL OPERATION								
504240 000120 SAFETY PROGRAMS	15,000	0	15,000	.00	89.24	14,910.76	.6%	
504240 000190 REGULAR AUDIT	40,000	0	40,000	.00	.00	40,000.00	.0%	
504240 000205 DALTON ALLOCATION	66,462	0	66,462	5,538.50	.00	60,923.50	8.3%	
504240 000402 REPAIRS - TIRES	15,000	0	15,000	.00	1,063.55	13,936.45	7.1%	
504240 000404 REPAIRS - LT EQUI	3,000	0	3,000	248.75	.00	2,751.25	8.3%	
504240 000592 TIRE PURCHASES	38,000	0	38,000	481.60	3,481.65	34,036.75	10.4%	
504240 000594 PURCHASES - LT EQ	14,000	0	14,000	1,042.55	1,357.63	11,599.82	17.1%	
504240 000610 ENGINEERING	50,000	0	50,000	.00	5,061.00	44,939.00	10.1%	
504240 000760 MATERIALS/CONTRAC	250,000	0	250,000	13,204.13	7,422.55	229,373.32	8.3%	
504240 000770 BRUSH GRINDING	130,000	0	130,000	.00	.00	130,000.00	.0%	
504240 001020 COMPUTER SOFTWARE	2,000	0	2,000	.00	.00	2,000.00	.0%	
504240 001590 GEORGIA SUPERFUND	172,000	0	172,000	.00	7,281.96	164,718.04	4.2%	
504240 001690 ENVIRONMENTAL TES	65,000	0	65,000	9,552.00	.00	55,448.00	14.7%	
504240 001740 RECYCLING/EDUCATI	74,500	0	74,500	.00	8,718.83	65,781.17	11.7%	
504240 001742 RECYCLING EDUCATI	30,000	0	30,000	.00	660.00	29,340.00	2.2%	
504240 001750 TIRE RECYCLING	50,000	0	50,000	.00	.00	50,000.00	.0%	
504240 039990 CAPITAL OUTLAY	1,185,889	0	1,185,889	.00	909,889.00	276,000.00	76.7%	
504240 511100 WAGES - REGULAR	2,304,162	0	2,304,162	135,315.24	.00	2,168,846.76	5.9%	
504240 511200 WAGES - PART TIME	65,858	0	65,858	3,500.24	.00	62,357.76	5.3%	
504240 511300 WAGES - OVERTIME	307,301	0	307,301	17,355.02	.00	289,945.98	5.6%	
504240 511310 WAGES - BONUS	4,500	0	4,500	.00	.00	4,500.00	.0%	
504240 512100 GROUP INSURANCE	456,720	0	456,720	36,087.00	.00	420,633.00	7.9%	
504240 512200 FICA & MEDICARE	200,682	0	200,682	14,633.93	.00	186,048.07	7.3%	
504240 512401 RETIREMENT DCP	237,496	0	237,496	15,443.52	.00	222,052.48	6.5%	
504240 512402 RETIREMENT DBP	126,992	0	126,992	9,518.49	.00	117,473.51	7.5%	
504240 512600 UNEMPLOYMENT COMP	5,000	0	5,000	.00	.00	5,000.00	.0%	
504240 512700 WORKERS COMPENSAT	72,300	0	72,300	.00	.00	72,300.00	.0%	
504240 512900 OTHER EMPLOYEE BE	14,000	0	14,000	1,132.60	.00	12,867.40	8.1%	
504240 521210 PROFESSIONAL - LE	116,000	0	116,000	.00	.00	116,000.00	.0%	
504240 522210 BUILDING MAINTENA	35,000	0	35,000	431.00	12,517.99	22,051.01	37.0%	
504240 522220 EQUIPMENT MAINT &	75,000	0	75,000	155.00	8,757.37	66,087.63	11.9%	
504240 522320 RENTAL - EQUIPMEN	10,000	0	10,000	.00	1,087.46	8,912.54	10.9%	
504240 523100 INSURANCE COMMERC	95,000	0	95,000	.00	.00	95,000.00	.0%	
504240 523200 COMMUNICATIONS	29,000	0	29,000	1,608.62	579.54	26,811.84	7.5%	
504240 523300 ADVERTISING	3,000	0	3,000	.00	.00	3,000.00	.0%	
504240 523620 CREDIT CARD & BAN	20,000	0	20,000	2,968.01	.00	17,031.99	14.8%	
504240 531100 SUPPLIES - GENERA	11,000	0	11,000	169.80	933.08	9,897.12	10.0%	
504240 531110 SUPPLIES - OFFICE	5,000	0	5,000	94.47	136.13	4,769.40	4.6%	
504240 531120 UNIFORMS	30,000	0	30,000	1,169.62	1,742.31	27,088.07	9.7%	
504240 531140 SUPPLIES - PARTS	325,000	0	325,000	3,566.47	19,883.68	301,549.85	7.2%	

YEAR-TO-DATE BUDGET REPORT

FOR 2024 01									
ACCOUNTS FOR:			ORIGINAL	TRANFRS/	REVISED		AVAILABLE	PCT	
0050	LANDFILL-ENTERPRISE FUND		APPROP	ADJSTMTS	BUDGET	YTD ACTUAL	BUDGET	USE/COL	
504240	531200	UTILITIES	205,000	0	205,000	6,825.29	1,225.53	196,949.18	3.9%
504240	531250	OIL - LUBRICANTS	35,000	0	35,000	123.38	890.97	33,985.65	2.9%
504240	531270	GASOLINE	45,000	0	45,000	5,550.14	.00	39,449.86	12.3%
504240	531275	DIESEL	450,000	0	450,000	22,227.30	24,038.10	403,734.60	10.3%
504240	531600	SMALL EQUIPMENT <	10,000	0	10,000	.00	1,182.18	8,817.82	11.8%
504240	531700	OTHER SUPPLIES	5,000	0	5,000	110.92	.00	4,889.08	2.2%
504240	579000	CONTINGENCY	100,000	0	100,000	.00	.00	100,000.00	.0%
360L LEACHATE TRANSPORT/DISPOSAL									
504240	531200	360L UTILITIES	0	0	0	3,125.17	.00	-3,125.17	100.0%
TOTAL LANDFILL OPERATION			7,599,862	0	7,599,862	311,178.76	1,017,999.75	6,270,683.49	17.5%

YEAR-TO-DATE BUDGET REPORT

FOR 2024 01								
ACCOUNTS FOR:		ORIGINAL	TRANFRS/	REVISED			AVAILABLE	PCT
0050	LANDFILL-ENTERPRISE FUND	APPROP	ADJSTMTS	BUDGET	YTD ACTUAL	ENCUMBRANCES	BUDGET	USE/COL
504260 METHANE GAS OPERATIONS								
504260	000610	ENGINEERING	0	12,000	.00	850.00	11,150.00	7.1%
504260	000625	TREATMENT EQUIP M	0	15,000	.00	2,000.00	13,000.00	13.3%
504260	000690	CONSTRUCTION QA/Q	0	5,000	.00	.00	5,000.00	.0%
504260	000760	MATERIALS/CONTRAC	0	5,000	.00	186.38	4,813.62	3.7%
504260	522320	RENTAL - EQUIPMEN	0	2,000	.00	.00	2,000.00	.0%
504260	523100	INSURANCE COMMERC	0	85,000	.00	.00	85,000.00	.0%
504260	531200	UTILITIES	0	78,000	1,346.09	.00	76,653.91	1.7%
504260	579000	CONTINGENCY	0	10,000	.00	.00	10,000.00	.0%
TOTAL METHANE GAS OPERATIONS		212,000	0	212,000	1,346.09	3,036.38	207,617.53	2.1%

YEAR-TO-DATE BUDGET REPORT

FOR 2024 01									
ACCOUNTS FOR:		ORIGINAL	TRANFRS/	REVISED			AVAILABLE	PCT	
0050	LANDFILL-ENTERPRISE FUND	APPROP	ADJSTMTS	BUDGET	YTD ACTUAL	ENCUMBRANCES	BUDGET	USE/COL	
504290 LANDFILL CLOSURE									
504290	000570	SEDIMENTATION/ERO	5,000	0	5,000	.00	.00	5,000.00	.0%
504290	000610	ENGINEERING	15,000	0	15,000	.00	.00	15,000.00	.0%
504290	000880	GROUNDWATER MONIT	45,000	0	45,000	.00	.00	45,000.00	.0%
504290	001520	VEG MAINTENANCE	5,000	0	5,000	.00	.00	5,000.00	.0%
504290	001530	CAP MAINTENANCE	20,000	0	20,000	.00	.00	20,000.00	.0%
504290	001545	METHANE - O & M	10,000	0	10,000	.00	.00	10,000.00	.0%
504290	001560	ROAD UPKEEP/REPAI	20,000	0	20,000	.00	.00	20,000.00	.0%
320L CONV CENTER									
504290	531200	320L UTILITIES	5,000	0	5,000	168.00	.00	4,832.00	3.4%
TOTAL LANDFILL CLOSURE			125,000	0	125,000	168.00	.00	124,832.00	.1%
TOTAL LANDFILL-ENTERPRISE FUND			-1,249,238	0	-1,249,238	-682,269.61	1,021,036.13	-1,588,004.52	-27.1%
TOTAL REVENUES			-10,049,100	0	-10,049,100	-994,962.46	.00	-9,054,137.54	
TOTAL EXPENSES			8,799,862	0	8,799,862	312,692.85	1,021,036.13	7,466,133.02	

Monthly Rainfall 2024
Old Dixie Hwy MSWL

Date	January	February	March	April	May	June	July	August	September	October	November	December
1												
2												
3												
4		0.02										
5	0.05											
6	0.70											
7												
8	0.45											
9	3.38											
10												
11		1.16										
12	0.36	1.59										
13												
14												
15												
16	0.07											
17												
18	0.04											
19	0.04											
20												
21												
22												
23												
24	0.59											
25	1.13											
26	0.01											
27	0.51											
28												
29												
30												
31												
Total	7.33	2.77	0.00	0.00	0.00	0.00	0.00	0.00	0.00	0.00	0.00	0.00
<i>Normal</i>	<i>5.86</i>	<i>4.93</i>	<i>6.34</i>	<i>4.30</i>	<i>4.28</i>	<i>4.38</i>	<i>4.76</i>	<i>3.65</i>	<i>5.00</i>	<i>3.31</i>	<i>4.79</i>	<i>4.92</i>
% of Normal	125%	56%	0%	0%	0%	0%	0%	0%	0%	0%	0%	0%
YTD	7.33	10.10	10.10	10.10	10.10	10.10	10.10	10.10	10.10	10.10	10.10	10.10
<i>YTD Normal</i>	<i>5.86</i>	<i>10.79</i>	<i>17.13</i>	<i>21.43</i>	<i>25.71</i>	<i>30.09</i>	<i>34.85</i>	<i>38.50</i>	<i>43.50</i>	<i>46.81</i>	<i>51.60</i>	<i>56.52</i>
% of Normal	125%	94%	59%	47%	39%	34%	29%	26%	23%	22%	20%	18%

**Material Recovery Facility
Monthly Revenues / Expenditures
January-24**

MRF Revenues

	Loads				
User Fees	300	1589.87 tons	\$	82,578.00	
OCC	9	202.82 tons	\$	23,324.30	
Mixed Paper	1	21.91 tons	\$	1,643.25	
Aluminum	0	0.00 tons	\$	-	
Bi-metal	0	0.00 tons	\$	-	
Glass	0	0.00 tons	\$	-	
#1 PET	0	0.00 tons	\$	-	
HDPE	0	0.00 tons	\$	-	
PP Carpet	0	0.00 tons	\$	-	Sale Loads 10
N 6 Carpet	0	0.00 tons	\$	-	Sale Tons 224.73
N 66 Carpet	0	0.00 tons	\$	-	Sale Dollars \$ 24,967.55
Carpet Pad / Cusl	0	0.00 tons	\$	-	
Mixed Carpet/Roll	0	0.00 tons	\$	-	
Mixed Plastic 1-7	0	0.00 tons	\$	-	
Contract Bales	0	0.00 tons	\$	-	

Revenues \$ 107,545.55

MRF Expenses

Labor	Wages & Benefits		\$	53,919.96	
	Temp Labor		\$	8,195.87	
					Labor \$ 62,115.83
Fixed	Electric		\$	3,031.22	
	Security System		\$	62.39	
	Propane		\$	-	
	Insurance - Average		\$	153.50	
	Water		\$	317.70	
	Telephone		\$	264.67	
	Cell		\$	40.00	
					Fixed \$ 3,869.48
City Curbside	Revenue Sharing	72	45.08 tons @	\$ 30.00	ton Curbside \$ 1,352.40
Supplies	Baling Wire		275 Bales @	\$ 4.00	bale \$ 1,100.00
	<i>Supplies</i>				\$ 2,161.85
Recycling Pulls	Internal Rolloff		58 pulls @	\$ 110.00	ea \$ 6,380.00
Glass Transportation			0 pulls @	\$ 365.00	ea \$ -
Electronics Recycling					\$ -
Vehicle	Fuel and Lube				\$ 2,150.00
Balefill/Disposal	D-W to Bale Fill	0	0.00 tons @	\$ 21.75	\$ -
	D-Bale (others)	0	0.00 tons @	\$ 21.75	\$ -
	Residual Waste	0	0.00 tons @	\$ 22.75	\$ -
	MRF--Landfill	102	1270.50 tons @	\$ 22.75	\$ 28,903.88
Repair/Maintenance			2% of Annual Cost		\$ 502.50
	<i>Repairs/Maint</i>				\$ 20,025.06

NON Cash Expenses

Baler Depreciation	\$	2,353.70
Building Depreciation	\$	6,119.46
	\$	8,473.16

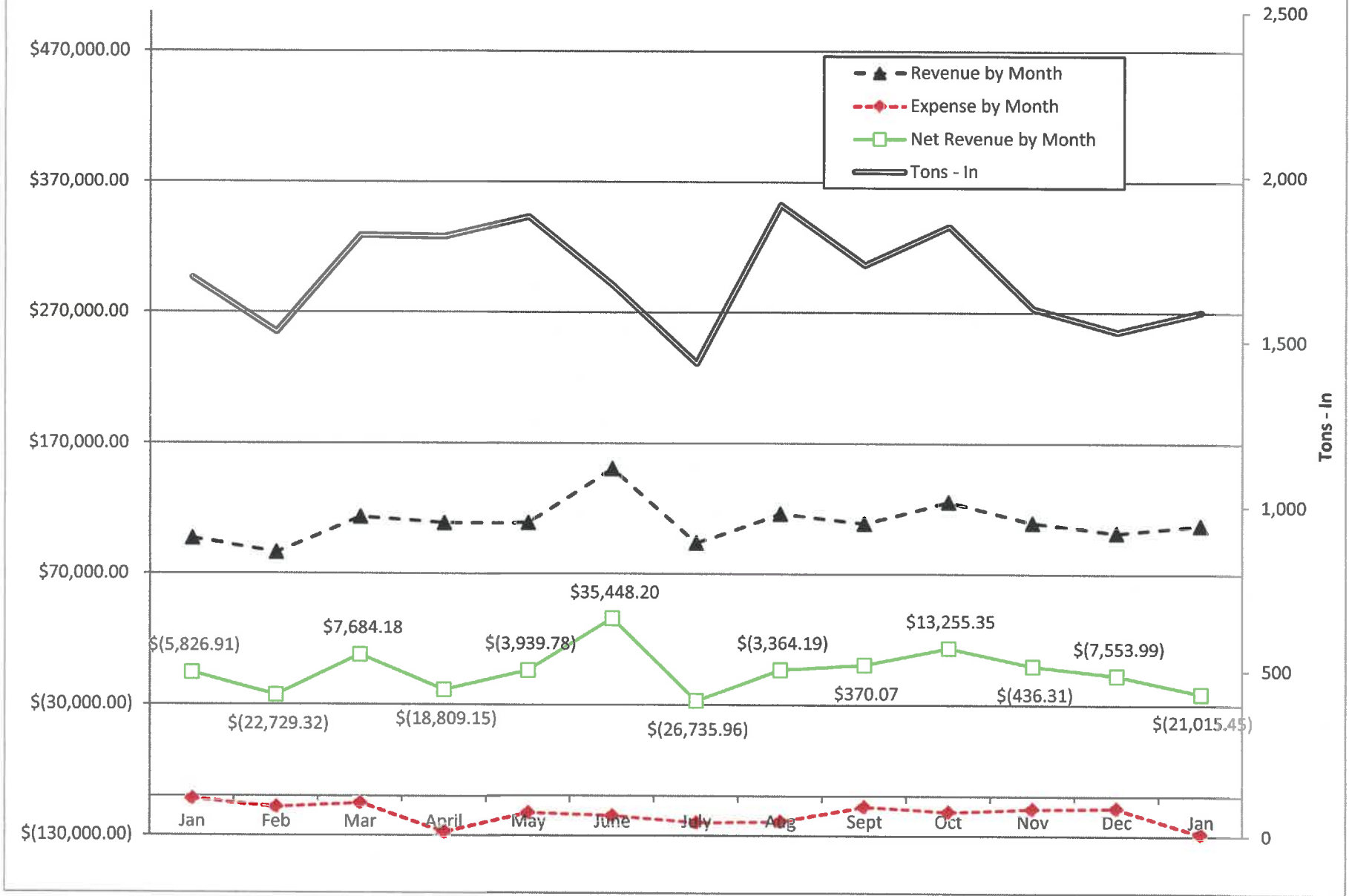
Expenses \$ 128,561.00

NOTES

Avoided Disposal Fees \$ 14,052.28
Saved Airspace 510.99 cy

Total Revenues \$ 107,545.55
Total Expense \$ 128,561.00
Net Revenue \$ (21,015.45)

Materials Recovery Facility Trend Report - January 2024



Target Recycling					2024	2023	2022	2021	
Commodity	Loads	Tons	Pounds	\$\$\$\$	\$ per ton	\$ per ton	\$ per ton	\$ per ton	
January	Cardboard	35	162.39	324,780	\$18,674.85	\$115.00	\$45.00	\$175.00	\$ 95.00
	Mixed Paper	0	0.00	0	\$0.00	\$65.00	\$10.00	\$90.00	\$ 45.00
	PET	0	0.00	0	\$0.00	\$240.00	\$240.00	\$460.00	\$ 160.00
	Alum	0	0.00	0	\$0.00	\$1,200.00	\$1,400.00	\$1,720.00	\$ 1,030.00
	totals	35	162.39	324,780	\$18,674.85				
February	Cardboard	0	0.00	0	\$0.00	\$0.00	\$45.00	\$170.00	\$ 95.00
	Mixed Paper	0	0.00	0	\$0.00	\$0.00	\$10.00	\$85.00	\$ 40.00
	PET	0	0.00	0	\$0.00	\$0.00	\$280.00	\$460.00	\$ 190.00
	Alum	0	0.00	0	\$0.00	\$0.00	\$1,600.00	\$1,960.00	\$ 1,130.00
	totals	0	0.00	0	\$0.00				
March	Cardboard	0	0.00	0	\$0.00	\$0.00	\$45.00	\$165.00	\$ 100.00
	Mixed Paper	0	0.00	0	\$0.00	\$0.00	\$15.00	\$85.00	\$ 40.00
	PET	0	0.00	0	\$0.00	\$0.00	\$340.00	\$730.00	\$ 215.00
	Alum	0	0.00	0	\$0.00	\$0.00	\$1,400.00	\$1,980.00	\$ 1,280.00
	totals	0	0.00	0	\$0.00				
April	Cardboard	0	0.00	0	\$0.00	\$0.00	\$55.00	\$160.00	\$ 105.00
	Mixed Paper	0	0.00	0	\$0.00	\$0.00	\$20.00	\$85.00	\$ 40.00
	PET	0	0.00	0	\$0.00	\$0.00	\$320.00	\$980.00	\$ 300.00
	Alum	0	0.00	0	\$0.00	\$0.00	\$1,400.00	\$2,020.00	\$ 1,360.00
	totals	0	0.00	0	\$0.00				
May	Cardboard	0	0.00	0	\$0.00	\$0.00	\$65.00	\$155.00	\$ 110.00
	Mixed Paper	0	0.00	0	\$0.00	\$0.00	\$25.00	\$85.00	\$ 40.00
	PET	0	0.00	0	\$0.00	\$0.00	\$300.00	\$860.00	\$ 340.00
	Alum	0	0.00	0	\$0.00	\$0.00	\$1,400.00	\$1,350.00	\$ 1,360.00
	totals	0	0.00	0	\$0.00				
June	Cardboard	0	0.00	0	\$0.00	\$0.00	\$75.00	\$155.00	\$ 135.00
	Mixed Paper	0	0.00	0	\$0.00	\$0.00	\$30.00	\$85.00	\$ 65.00
	PET	0	0.00	0	\$0.00	\$0.00	\$200.00	\$840.00	\$ 500.00
	Alum	0	0.00	0	\$0.00	\$0.00	\$1,400.00	\$940.00	\$ 1,460.00
	totals	0	0.00	0	\$0.00				
July	Cardboard	0	0.00	0	\$0.00	\$0.00	\$75.00	\$165.00	\$ 155.00
	Mixed Paper	0	0.00	0	\$0.00	\$0.00	\$30.00	\$85.00	\$ 85.00
	PET	0	0.00	0	\$0.00	\$0.00	\$220.00	\$700.00	\$ 510.00
	Alum	0	0.00	0	\$0.00	\$0.00	\$1,200.00	\$1,300.00	\$ 1,300.00
	totals	0	0.00	0	\$0.00				
August	Cardboard	0	0.00	0	\$0.00	\$0.00	\$85.00	\$140.00	\$ 195.00
	Mixed Paper	0	0.00	0	\$0.00	\$0.00	\$30.00	\$55.00	\$ 110.00
	PET	0	0.00	0	\$0.00	\$0.00	\$165.00	\$240.00	\$ 555.00
	Alum	0	0.00	0	\$0.00	\$0.00	\$1,200.00	\$1,300.00	\$ 1,530.00
	totals	0	0.00	0	\$0.00				
September	Cardboard	0	0.00	0	\$0.00	\$0.00	\$95.00	\$95.00	\$ 205.00
	Mixed Paper	0	0.00	0	\$0.00	\$0.00	\$40.00	\$25.00	\$ 115.00
	PET	0	0.00	0	\$0.00	\$0.00	\$210.00	\$200.00	\$ 560.00
	Alum	0	0.00	0	\$0.00	\$0.00	\$1,300.00	\$1,300.00	\$ 1,670.00
	totals	0	0.00	0	\$0.00				
October	Cardboard	0	0.00	0	\$0.00	\$0.00	\$105.00	\$55.00	\$ 205.00
	Mixed Paper	0	0.00	0	\$0.00	\$0.00	\$45.00	\$10.00	\$ 115.00
	PET	0	0.00	0	\$0.00	\$0.00	\$0.00	\$240.00	\$ 560.00
	Alum	0	0.00	0	\$0.00	\$0.00	\$1,260.00	\$1,400.00	\$ 1,720.00
	totals	0	0.00	0	\$0.00				
November	Cardboard	0	0.00	0	\$0.00	\$0.00	\$110.00	\$45.00	\$ 195.00
	Mixed Paper	0	0.00	0	\$0.00	\$0.00	\$50.00	\$10.00	\$ 105.00
	PET	0	0.00	0	\$0.00	\$0.00	\$260.00	\$190.00	\$ 495.00
	Alum	0	0.00	0	\$0.00	\$0.00	\$1,200.00	\$1,400.00	\$ 1,720.00
	totals	0	0.00	0	\$0.00				
December	Cardboard	0	0.00	0	\$0.00	\$0.00	\$110.00	\$45.00	\$ 180.00
	Mixed Paper	0	0.00	0	\$0.00	\$0.00	\$55.00	\$10.00	\$ 95.00
	PET	0	0.00	0	\$0.00	\$0.00	\$260.00	\$270.00	\$ 360.00
	Alum	0	0.00	0	\$0.00	\$0.00	\$1,200.00	\$1,400.00	\$ 1,580.00
	totals	0	0.00	0	\$0.00				
Totals	35	162.39	324,780	\$18,674.85					
	Loads	Tons	Pounds	\$\$\$\$	2024	2023	2022	2021	
Cardboard	35	162.39	324,780	\$18,674.85	Avg \$ Year \$115.00	Avg \$ Year \$75.83	Avg \$ Year \$127.08	Avg \$ Year \$147.92	
Mixed Paper	0	0.00	0	\$0.00	\$65.00	\$30.00	\$59.17	\$74.58	
PET	0	0.00	0	\$0.00	\$240.00	\$232.92	\$514.17	\$395.42	
Alum	0	0.00	0	\$0.00	\$1,200.00	\$1,330.00	\$1,505.83	\$1,428.33	

January 2023

TARGET RECYCLING AT SCHOOL MONTHLY REPORT

WWW.DWSWA.ORG
706-278-5001

Target Recycling, managed by the Dalton-Whitfield Solid Waste Authority's Recycling Center in Dalton, provides collection of recyclables at no charge to local businesses and schools interested in recycling. Recycling collection saves local school districts hundreds of dollars in waste collection fees each month.

Overall Recycling Rates Top Five Schools for January 2023

During the month of January 2023 all of the schools recycling with Target Recycling collected a total of 59,660 pounds of recyclable materials for a recycling rate of 2.8 pounds per student.

That saves approximately 507 trees!
That weight in quarters would mean you had \$1,193,200.00!

Top Five School Performers

School	School Pop.	Quantity (lbs)	Per-Capita (lb/student)
Learning Tree Elem. School Private	82	1,470	17.9
New Hope Elementary School	485	3,860	8.0
Varnell Elementary School	384	2,120	5.5
Cohutta Elementary School	298	1,590	5.3
Tunnel Hill Elementary School	306	1,540	5.0
Total	1,555	10,580	6.8

Recycling Rates are calculated by dividing the number of students at the school by the weight (in pounds) of the recyclables collected during a one-month period.

* If there is an error in student population count for your school please call us to update the report at 706-278-5001.

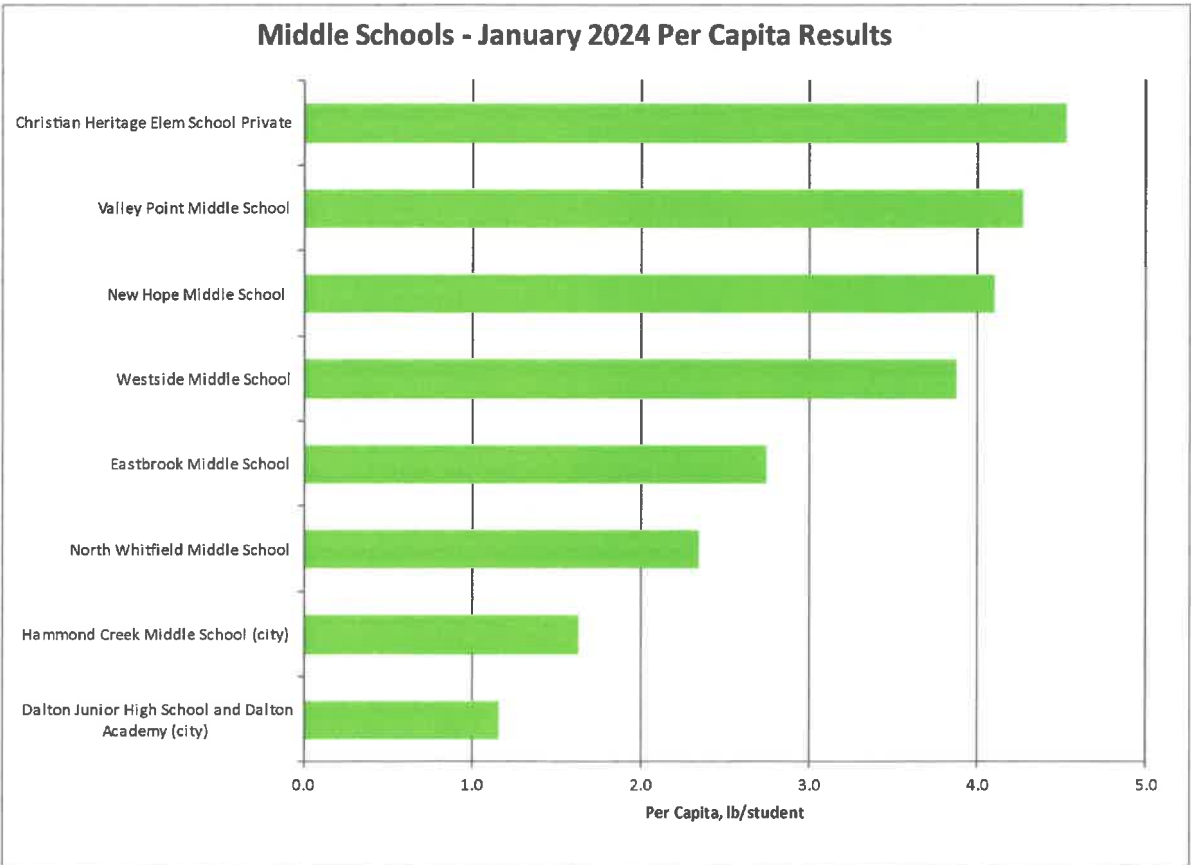
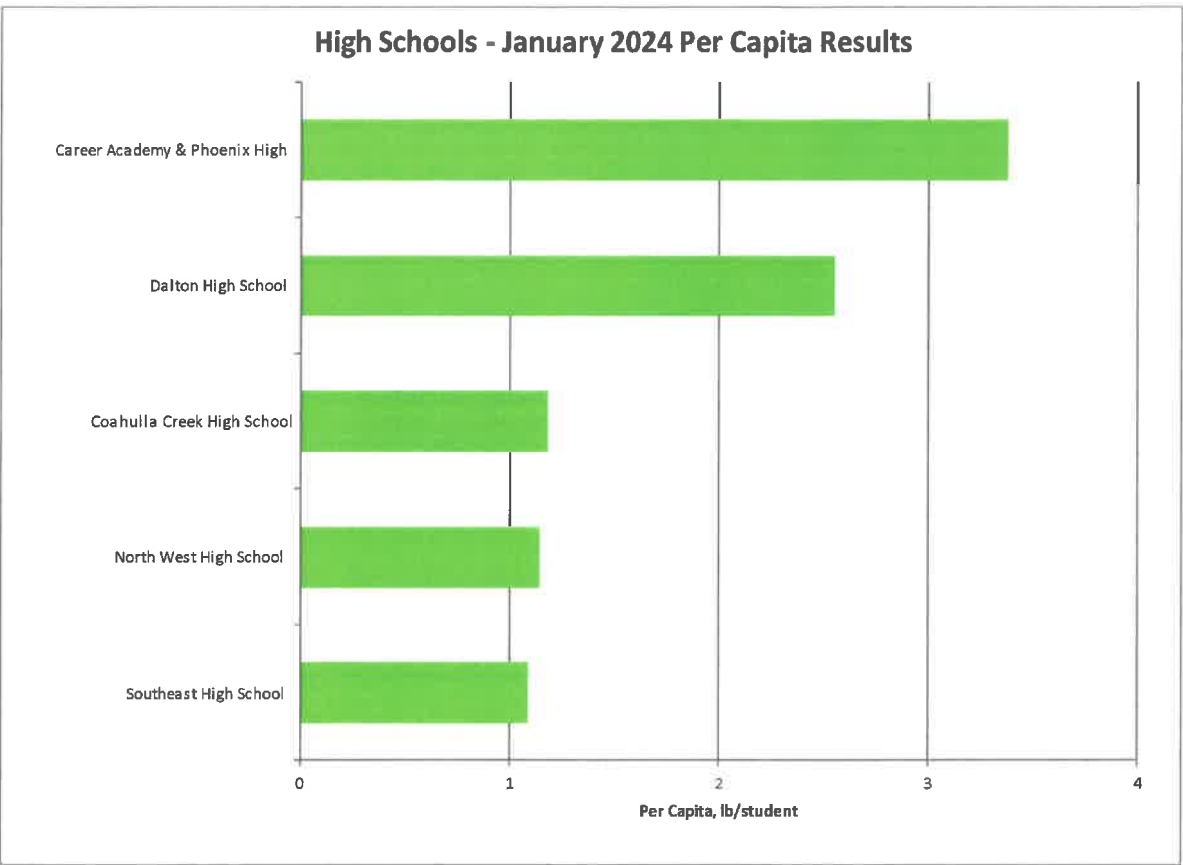
Individual School Recycling Rates

High Schools	School Population	Total Pounds	Per-Capita (lb/student)
Career Academy & Phoenix High	780	2640	3.4
Coahulla Creek High School	1015	1200	1.2
Dalton High School	1395	3560	2.6
North West High School	1142	1310	1.1
Southeast High School	1524	1660	1.1
Totals	5,856	10,370	1.8

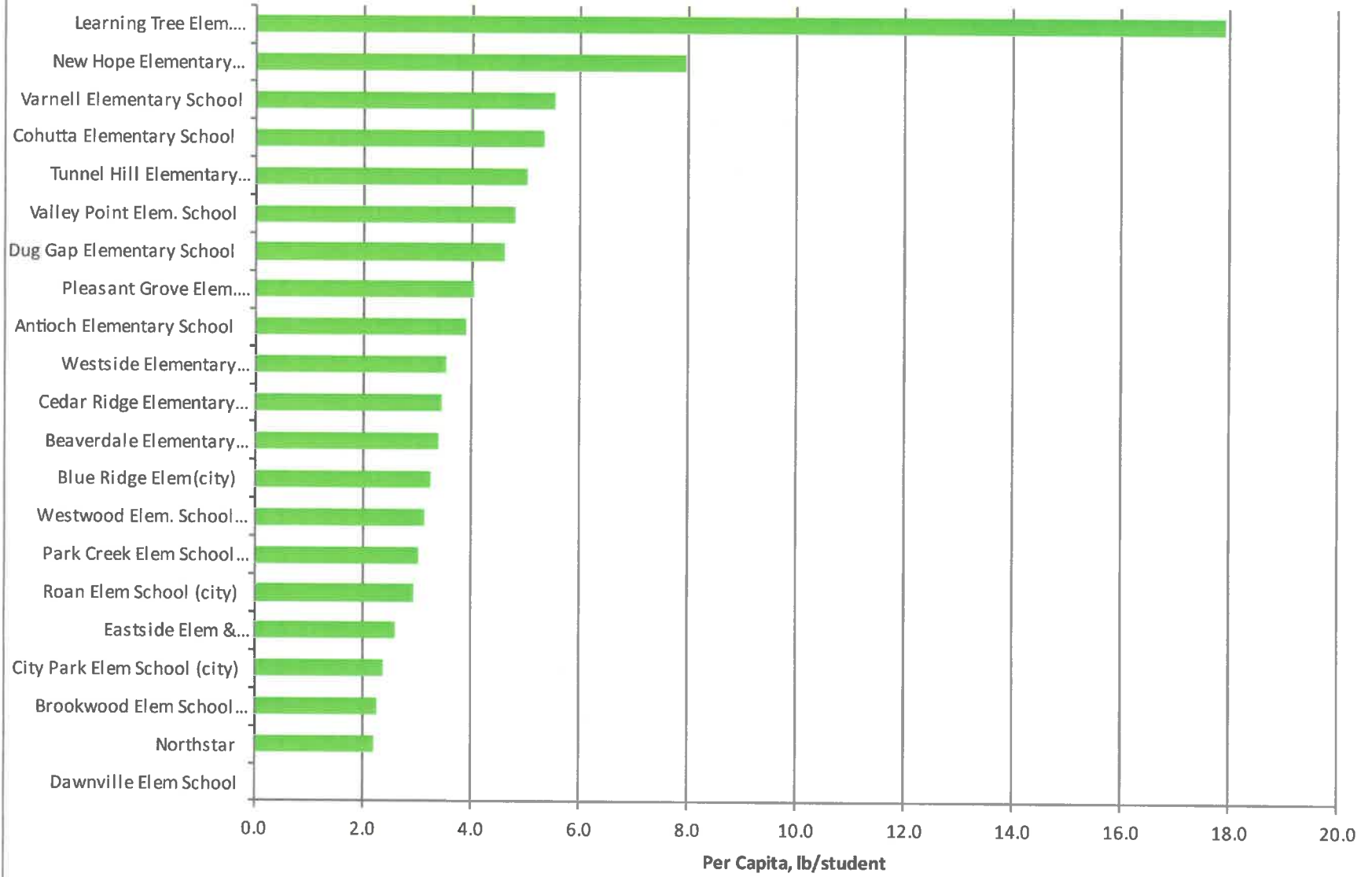
Target Recycling at School takes the collection program a step further by providing a complimentary Environmental Education program that teaches student to be more environmentally friendly.

Middle Schools	School Population	Total Pounds	Per-Capita (lb/student)
Christian Heritage Elem School Private	371	1680	4.5
Dalton Junior High School and Dalton Academy	1527	1770	1.2
Eastbrook Middle School	629	1730	2.8
Hammond Creek Middle School (city)	1052	1720	1.6
New Hope Middle School	441	1810	4.1
North Whitfield Middle School	776	1820	2.3
Valley Point Middle School	419	1790	4.3
Westside Middle School	402	1560	3.9
Totals	5,617	13,880	2.5

Elementary Schools	School Population	Total Pounds	Per-Capita (lb/student)
Antioch Elementary School	470	1840	3.9
Beaverdale Elementary School	433	1470	3.4
Blue Ridge Elem (city)	629	2050	3.3
Brookwood Elem School (city)	701	1580	2.3
Cedar Ridge Elementary School	369	1270	3.4
City Park Elem School (city)	706	1690	2.4
Cohutta Elementary School	298	1590	5.3
Dawnville Elem School	423	0	0.0
Dug Gap Elementary School	355	1630	4.6
Eastside Elem & Crossroads Academy School	586	1530	2.6
Learning Tree Elem. School Private	82	1470	17.9
New Hope Elementary School	485	3860	8.0
Northstar	485	1070	2.2
Park Creek Elem School (city)	578	1750	3.0
Pleasant Grove Elem. School	444	1800	4.1
Roan Elem School (city)	452	1330	2.9
Tunnel Hill Elementary School	306	1540	5.0
Valley Point Elem. School	419	2010	4.8
Varnell Elementary School	384	2120	5.5
Westside Elementary School	546	1930	3.5
Westwood Elem. School (city)	597	1880	3.1
Totals	9,748	35,410	3.6



Elementary Schools - January 2024 Per Capita Results



CONVENIENCE CENTERS -- VOLUNTARY DROP-OFF RECYCLING 2024

	January	February	March	QTR - 1
McGaughey Chapel				
Waste	192.04			192.04
Recycle	13.71			13.71
Target Recycle	0.00			0.00
Total Recycled	13.71	0.00	0.00	13.71
% RECYCLED	6.66%	#DIV/0!	#DIV/0!	6.66%
MLK				
Waste	376.88			376.88
Recycle	33.65			33.65
Target Recycle	0.00			0.00
Total Recycled	33.65	0.00	0.00	33.65
% RECYCLED	8.20%	#DIV/0!	#DIV/0!	8.20%
Old Dixie				
Waste	241.27			241.27
Recycle	7.67			7.67
Target Recycle	0.00			0.00
Total Recycled	7.67	0.00	0.00	7.67
% RECYCLED	3.08%	#DIV/0!	#DIV/0!	3.08%
Westside				
Waste	170.30			170.30
Recycle	20.66			20.66
Target Recycle	0.00			0.00
Total Recycled	20.66	0.00	0.00	20.66
% RECYCLED	10.82%	#DIV/0!	#DIV/0!	10.82%