



DALTON-WHITFIELD REGIONAL SOLID WASTE MANAGEMENT AUTHORITY AGENDA

JULY 19, 2021
12:00 PM

DALTON CITY HALL -1ST FLOOR, MAYOR & COUNCIL CHAMBERS, 300 WAUGH STREET,
DALTON, GEORGIA

- I. **OLD BUSINESS**
 - A. **Approval of Minutes – June 28, 2021**

- II. **NEW BUSINESS**
 - B. **Financial & Operational Reports**
 - 1. Status of Accounts – June
 - 2. Rainfall Report
 - 3. GA EPD Inspections
 - 4. Monthly Meeting Schedule Change Discussion

 - C. **Construction / Special Project Report**
 - 1. Methane Gas Project Update

 - D. **Recycling / Other Reports**
 - 1. MRF Report – June
 - 2. Target Recycling Program Update
 - 3. Recovered Materials Markets
 - 4. School Recycling Report – Updates
 - 5. Curbside Recycling Report – City of Dalton – June
 - 6. Six-Month Outreach Report
 - 7. Convenience Center Recycling
 - 8. Other

- III. **Adjourn**

DALTON-WHITFIELD REGIONAL SOLID WASTE MANAGEMENT AUTHORITY
P.O. BOX 1205 DALTON, GA 30722-1205
TELEPHONE 706/277-2545 FAX 706/277-2546



Dalton-Whitfield Regional Solid Waste Management Authority

MINUTES FROM MEETING HELD June 28, 2021

Greg Jones called the meeting to order at 12:00 p.m.

Members present – David Pennington, Jevin Jensen, Greg Jones and Mike Babb

Members absent – Tyree Goodlett

Others present are listed below:

Henry Tharpe – Sponcler & Tharpe

Staff – Dirk Verhoeff, Amy Hartline, and Donnie Potter

I. OLD BUSINESS

A. Approval of Minutes – May 17, 2021

Members received and reviewed written copies of the minutes from the May 17, 2021 meeting. The minutes were approved unanimously as follows:

MOTION: Babb

SECOND: Pennington

II. NEW BUSINESS

A. Financial & Operational Reports

1. Status of Accounts – May

Dirk Verhoeff reviewed the status of accounts through May 2021. All revenue line items above budget except for Landfill Gas revenues and interest revenues. Landfill fees were slightly below budget as well. Dirk Verhoeff stated that the presented budget report is on a cash basis and therefore reports only invoices paid as of the date the report was generated. Landfill fees for credit customers are due the 20th of each month. Major expenses for the month of May included general insurance premium, gas & oil, brush grinding and ground water monitoring.

2. Rainfall Report

Dirk Verhoeff reviewed the rainfall data through June 24th. Dirk reported that rainfall was 99% of normal for the month of May and 113% of normal for June. The rainfall can increase leachate generation and therefore increase disposal costs.

3. Inmate Labor (MRF/Landfill) Update

Dirk Verhoeff informed the Board that Floyd County Prison has had issues staffing officers and there is a lack of inmate transfers, thus reducing work detail candidates. The DWSWA has received an official termination letter per our agreement which gives a 90-day notice. Last day for work detail will be

August 3rd, 2021. Dirk offered Floyd County a 25% increase to keep MRF inmate detail. Floyd County responded with a counter offer of a 56% increase. Dirk presented quotes from other options such as independent labor contractor and the hiring of more staff to perform the sorting of recyclables, all of which were significantly more than the counter offer. Dirk recommended the DWSWA accept the 56% increase that would be good until the end of the year.

A motion was made to accept the offer to extend the Floyd County inmate work detail, and was approved unanimously as follows:

MOTION: Pennington

SECOND: Babb

4. House Bill 926 Trust Fund Restoration

Dirk Verhoeff reported to the Board that House Bill 0220, effective in June 2019, lowered the solid waste fees collected on each ton of waste disposed from \$0.75 to \$0.51, beginning July 1, 2020. However, Senate Bill 0123 and House Bill 926, effective June 2020, halted the reduction in fees collected and paid to the State. The fees were restored back to \$0.75 per ton of waste disposed. Dirk reported that a budget amendment would be required to account for the increase in fees to the State. The amendment is estimated to be around \$20K to \$30k and would come from the contingency line item.

5. Proposed Tire Fee Increase

Dirk Verhoeff informed the Board that Liberty Tire has increased their scrap tire recycling fees approximately 14%. Dirk suggested that the DWSWA increase its bulk rate for scrap tires to account for the increase in costs to recycle scrap tires that are dropped off at the DWSWA by residents, scrap tire generators and commercial waste haulers. Dirk proposed to keep the individual tire rate the same for residents as long as bulk quantities of tires were not brought.

A motion was made to increase the disposal fees for bulk tire recycling, contingent on the need for public notice, and was approved unanimously as follows:

MOTION: Pennington

SECOND: Babb

B. Construction / Special Project Report

1. Methane Gas Project Update

Dirk Verhoeff reviewed the 13-month summary of the end user's usage of landfill gas through the month of May. NYMEX futures have increased from \$2.925 per MMBTU in May to \$2.984 per MMBTU for June. No landfill gas was transported to Trinseo in May.

2. Balefill Expansion Update

Dirk Verhoeff updated the Board on the Balefill / C&D landfill expansion project. Dirk reported that an EPD geologist is scheduled to visit the site on

July 1st. Likely there will be some questions from the visit that will need to be answered prior to EPD approving the site suitability request. Dirk reported that the Balefill/C&D landfill will likely be full at the end of 2021 and when full, the waste will go into the Phase 6 MSW landfill until the expansion is complete.

C. Recycling / Other Reports

The board reviewed the following reports and heard highlights from each.

1. MRF Report – May
2. Target Recycling Program Update
3. Recovered Materials Markets
4. School Recycling Report - May
5. Curbside Recycling Report – City of Dalton – May
6. Convenience Center Recycling
7. Independence Day Holiday Schedule
8. Other – Greg Jones asked for a progress report on the scale house traffic delays. Dirk Verhoeff reported that the ticket kiosk has been ordered but does not have an estimated time on delivery and installation. The thermal printer for the unit has been delivered and IT is testing its compatibility with the current scale software. No update on additional scale for residents.

D. Enter into Executive Session

A motion was made to enter into Executive Session to discuss litigation on the following motion:

MOTION: Babb
SECOND: Jensen

E. Adjourn from Executive Session – (Litigation Update)

The Authority adjourned from their Executive Session and returned to their regular meeting on the following motion.

MOTION: Babb
SECOND: Jensen

F. Adjourn from Regular Meeting after exiting Executive Session

The Authority adjourned from their regular meeting on the following motion:

MOTION: Babb
SECOND: Jensen

The Authority adjourned unanimously.

Tyree Goodlett, Chairman

Dirk Verhoeff, Secretary/Treasurer

Recorded & Approved

07/13/2021 11:18
628dverh

The City of Dalton
YEAR-TO-DATE BUDGET REPORT

P 1
glytbdud

FOR 2021 06

ACCOUNTS FOR:	ORIGINAL APPROP	TRANFRS/ADJSTMTS	REVISED BUDGET	YTD ACTUAL	ENCUMBRANCES	AVAILABLE BUDGET	PCT USED
0050 LANDFILL-ENTERPRISE FUND							
500001 REVENUES							
500001 344200 MRF REVENUES	-200,000	0	-200,000	-177,804.01	.00	-22,195.99	88.9%*
500001 344250 RECYCLING REVENUE	-15,000	0	-15,000	-24,740.25	.00	9,740.25	164.9%*
500001 344300 LFG REVENUE	-140,000	0	-140,000	-33,602.34	.00	-106,397.66	24.0%*
500001 344400 LANDFILL FEES	-8,000,000	0	-8,000,000	-3,918,751.35	.00	-4,081,248.65	49.0%*
500001 347499 CASH (OVER) SHORT	0	0	0	.43	.00	-.43	100.0%*
500001 361100 INTEREST EARNED	-195,000	0	-195,000	-16,641.83	.00	-178,358.17	8.5%*
500001 369100 MISCELLANEOUS REV	-20,000	0	-20,000	-8,726.23	.00	-11,273.77	43.6%*
500001 392100 SALE OF PROPERTY	0	0	0	-15,023.00	.00	15,023.00	100.0%*
TOTAL REVENUES	-8,570,000	0	-8,570,000	-4,195,288.58	.00	-4,374,711.42	49.0%

07/13/2021 11:18
628dverh

The City of Dalton
YEAR-TO-DATE BUDGET REPORT

P 2
glytdbud

FOR 2021 06

ACCOUNTS FOR: 0050	LANDFILL-ENTERPRISE FUND	ORIGINAL APPROP	TRANFRS/ ADJSTMTS	REVISED BUDGET	YTD ACTUAL	ENCUMBRANCES	AVAILABLE BUDGET	PCT USED
504210 LANDFILL DEVELOPMENT								
504210_000360	LEGAL FEES	2,000	0	2,000	.00	.00	2,000.00	.0%
504210_000610	ENGINEERING	150,000	0	150,000	14,173.53	.00	135,826.47	9.4%
504210_000660	CELL CONSTRUCTION	27,000	0	27,000	.00	.00	27,000.00	.0%
504210_000790	LEACHATE PRE-TREA	25,000	0	25,000	.00	.00	25,000.00	.0%
504210_000830	MAINTENANCE FACIL	30,000	0	30,000	.00	.00	30,000.00	.0%
504210_000980	CONTINGENT	10,000	0	10,000	.00	.00	10,000.00	.0%
504210_001110	CLEARING/GRUBBING	5,000	0	5,000	.00	.00	5,000.00	.0%
TOTAL LANDFILL DEVELOPMENT		249,000	0	249,000	14,173.53	.00	234,826.47	5.7%

07/13/2021 11:18
628dverh

The City of Dalton
YEAR-TO-DATE BUDGET REPORT

P 3
glytdbud

FOR 2021 06

ACCOUNTS FOR:	ORIGINAL	TRANFRS/	REVISED	YTD ACTUAL	ENCUMBRANCES	AVAILABLE	PCT	
0050 LANDFILL-ENTERPRISE FUND	APPROP	ADJSTMTS	BUDGET			BUDGET	USED	
504240 LANDFILL OPERATION								
504240_000010	SALARIES-REGULAR	1,881,004	0	1,881,004	738,567.27	.00	1,142,436.73	39.3%
504240_000011	SALARIES_OVERTIME	267,934	0	267,934	107,787.18	.00	160,146.82	40.2%
504240_000012	SALARIES-PART TIM	42,000	0	42,000	16,418.84	.00	25,581.16	39.1%
504240_000016	SALARY - BONUS	0	0	0	3,000.00	.00	-3,000.00	100.0%*
504240_000020	FICA	167,542	0	167,542	63,439.47	.00	104,102.53	37.9%
504240_000030	PENSION	172,294	0	172,294	35,639.42	.00	136,654.58	20.7%
504240_000032	PENSION - DB PLAN	217,959	0	217,959	98,488.81	.00	119,470.19	45.2%*
504240_000040	HOSPITALIZATION I	362,000	0	362,000	159,595.99	.00	202,404.01	44.1%
504240_000042	HOSP INS-RETIREE	12,515	0	12,515	.00	.00	12,515.00	.0%
504240_000045	EE LIFE & DISABIL	11,800	0	11,800	4,709.01	.00	7,090.99	39.9%
504240_000050	GENERAL INSURANCE	78,014	2,000	80,014	78,316.00	.00	1,698.00	97.9%
504240_000060	WORKER COMPENSATI	50,000	0	50,000	15,103.86	.00	34,896.14	30.2%
504240_000065	UNEMPLOYMENT COMP	5,000	0	5,000	.00	.00	5,000.00	.0%
504240_000070	ADVERTISING	2,000	0	2,000	794.00	.00	1,206.00	39.7%
504240_000110	TELEPHONE	29,000	0	29,000	12,311.16	892.74	15,796.10	45.5%
504240_000120	SAFETY PROGRAMS	18,000	0	18,000	1,148.00	.00	16,852.00	6.4%
504240_000190	REGULAR AUDIT	40,000	0	40,000	11,400.00	.00	28,600.00	28.5%
504240_000205	DALTON ALLOCATION	54,470	0	54,470	27,246.00	.00	27,224.00	50.0%
504240_000330	UTILITIES	78,150	0	78,150	40,484.06	.00	37,665.94	51.8%
504240_000350	BUILDING MAINTENA	45,000	0	45,000	400.00	.00	44,600.00	.9%
504240_000360	LEGAL FEES	116,000	0	116,000	27,222.92	.00	88,777.08	23.5%
504240_000390	EQUIPMENT PURCHAS	1,226,500	0	1,226,500	54,687.00	.00	1,171,813.00	4.5%
504240_000400	EQUIPMENT MAINT &	60,500	0	60,500	22,158.40	748.75	37,592.85	37.9%
504240_000402	REPAIRS - TIRES	15,000	0	15,000	6,171.73	291.45	8,536.82	43.1%
504240_000404	REPAIRS - LT EQUI	3,000	0	3,000	112.50	.00	2,887.50	3.8%
504240_000410	GAS & OIL	375,000	0	375,000	156,509.90	995.27	217,494.83	42.0%
504240_000440	SUPPLIES	11,000	0	11,000	4,693.80	107.81	6,198.39	43.7%
504240_000460	UNIFORMS	25,000	0	25,000	9,368.97	366.84	15,264.19	38.9%
504240_000580	LEASE - RENTAL	10,000	0	10,000	.00	.00	10,000.00	.0%
504240_000590	PARTS	190,000	0	190,000	81,414.66	6,490.87	102,094.47	46.3%
504240_000592	TIRE PURCHASES	38,000	0	38,000	16,090.77	2,851.81	19,057.42	49.8%
504240_000594	PURCHASES - LT EQ	14,165	0	14,165	1,529.54	490.31	12,145.15	14.3%
504240_000610	ENGINEERING	80,000	0	80,000	8,074.79	.00	71,925.21	10.1%
504240_000760	MATERIALS/CONTRAC	200,000	0	200,000	68,570.50	868.91	130,560.59	34.7%
504240_000770	BRUSH GRINDING	120,000	0	120,000	29,400.00	.00	90,600.00	24.5%
504240_000780	INMATE CONTRACTS	84,000	0	84,000	40,338.93	.00	43,661.07	48.0%
504240_000980	CONTINGENT	100,000	-23,500	76,500	.00	.00	76,500.00	.0%
504240_001010	OFFICE SUPPLIES	8,810	0	8,810	3,824.25	7.93	4,977.82	43.5%
504240_001415	CREDIT CARD & BAN	11,000	0	11,000	5,565.08	.00	5,434.92	50.6%
504240_001420	COMMISSIONS	0	0	0	1,126.70	.00	-1,126.70	100.0%*

07/13/2021 11:18
628dverh

The City of Dalton
YEAR-TO-DATE BUDGET REPORT

P 4
glytdbud

FOR 2021 06

ACCOUNTS FOR: 0050	LANDFILL-ENTERPRISE FUND	ORIGINAL APPROP	TRANFRS/ ADJSTMTS	REVISED BUDGET	YTD ACTUAL	ENCUMBRANCES	AVAILABLE BUDGET	PCT USED
504240_001590	GEORGIA SUPERFUND	175,000	21,500	196,500	168,944.67	.00	27,555.33	86.0%
504240_001620	VEHICLE IMPACT FE	2,500	0	2,500	.00	.00	2,500.00	.0%
504240_001690	ENVIRONMENTAL TES	70,000	0	70,000	15,526.75	.00	54,473.25	22.2%
504240_001740	RECYCLING/EDUCATI	74,500	0	74,500	28,233.27	533.55	45,733.18	38.6%
504240_001742	RECYCLING EDUCATI	30,000	0	30,000	1,852.50	.00	28,147.50	6.2%
504240_001750	TIRE RECYCLING	30,000	0	30,000	18,154.84	.00	11,845.16	60.5%
504240_001900	LEACHATE TRANSPOR	80,000	0	80,000	50,714.04	129.71	29,156.25	63.6%
504240_001990	MISCELLANEOUS	5,000	0	5,000	-142.28	.00	5,142.28	-2.8%
504240_039980	CAPITAL OUTLAY <	30,000	0	30,000	27,785.41	.00	2,214.59	92.6%
TOTAL LANDFILL OPERATION		6,719,657	0	6,719,657	2,262,778.71	14,775.95	4,442,102.34	33.9%

07/13/2021 11:18
628dverh

The City of Dalton
YEAR-TO-DATE BUDGET REPORT

P 5
glytbdud

FOR 2021 06

ACCOUNTS FOR:	ORIGINAL APPROP	TRANFRS/ ADJSTMTS	REVISED BUDGET	YTD ACTUAL	ENCUMBRANCES	AVAILABLE BUDGET	PCT USED
0050 LANDFILL-ENTERPRISE FUND							
504260 METHANE GAS OPERATIONS							
504260 000010 SALARIES-REGULAR	3,500	0	3,500	.00	.00	3,500.00	.0%
504260 000020 FICA	300	0	300	.00	.00	300.00	.0%
504260 000030 PENSION	300	0	300	.00	.00	300.00	.0%
504260 000032 PENSION - DB PLAN	1,100	0	1,100	.00	.00	1,100.00	.0%
504260 000040 HOSPITALIZATION I	1,400	0	1,400	.00	.00	1,400.00	.0%
504260 000050 GENERAL INSURANCE	35,750	200	35,950	35,866.48	.00	83.52	99.8%
504260 000060 WORKER COMPENSATI	3,500	0	3,500	.00	.00	3,500.00	.0%
504260 000330 UTILITIES	60,000	0	60,000	19,740.31	.00	40,259.69	32.9%
504260 000360 LEGAL FEES	3,500	0	3,500	.00	.00	3,500.00	.0%
504260 000580 LEASE - RENTAL	2,000	0	2,000	.00	.00	2,000.00	.0%
504260 000610 ENGINEERING	7,500	0	7,500	3,500.00	.00	4,000.00	46.7%
504260 000625 TREATMENT EQUIP M	30,000	0	30,000	18,334.70	.00	11,665.30	61.1%
504260 000630 GHG OFFSETS (CALI	13,000	0	13,000	10,266.79	.00	2,733.21	79.0%
504260 000645 GAS COLLECT SYS M	20,000	0	20,000	64.00	.00	19,936.00	.3%
504260 000760 MATERIALS/CONTRAC	5,000	0	5,000	1,456.71	.00	3,543.29	29.1%
504260 000980 CONTINGENT	10,000	-200	9,800	.00	.00	9,800.00	.0%
TOTAL METHANE GAS OPERATIONS	196,850	0	196,850	89,228.99	.00	107,621.01	45.3%

07/13/2021 11:18
628dverh

The City of Dalton
YEAR-TO-DATE BUDGET REPORT

P 6
glytdbud

FOR 2021 06

ACCOUNTS FOR:	ORIGINAL	TRANFRS/	REVISED	YTD ACTUAL	ENCUMBRANCES	AVAILABLE	PCT
0050 LANDFILL-ENTERPRISE FUND	APPROP	ADJSTMTS	BUDGET			BUDGET	USED
504290 LANDFILL CLOSURE							
504290 000010 SALARIES-REGULAR	25,500	0	25,500	.00	.00	25,500.00	.0%
504290 000020 FICA	1,950	0	1,950	.00	.00	1,950.00	.0%
504290 000030 PENSION	3,650	0	3,650	.00	.00	3,650.00	.0%
504290 000032 PENSION - DB PLAN	700	0	700	.00	.00	700.00	.0%
504290 000040 HOSPITALIZATION I	500	0	500	.00	.00	500.00	.0%
504290 000570 SEDIMENTATION/ERO	5,000	0	5,000	.00	.00	5,000.00	.0%
504290 000610 ENGINEERING	15,000	0	15,000	.00	.00	15,000.00	.0%
504290 000880 GROUNDWATER MONIT	45,000	0	45,000	15,350.00	.00	29,650.00	34.1%
504290 001520 VEG MAINTENANCE	5,000	0	5,000	.00	.00	5,000.00	.0%
504290 001530 CAP MAINTENANCE	10,000	0	10,000	.00	.00	10,000.00	.0%
504290 001545 METHANE - O & M	10,000	0	10,000	970.00	.00	9,030.00	9.7%
504290 001560 ROAD UPKEEP/REPAI	5,000	0	5,000	.00	.00	5,000.00	.0%
TOTAL LANDFILL CLOSURE	127,300	0	127,300	16,320.00	.00	110,980.00	12.8%
TOTAL LANDFILL-ENTERPRISE FUND	-1,277,193	0	-1,277,193	-1,812,787.35	14,775.95	520,818.40	140.8%
TOTAL REVENUES	-8,570,000	0	-8,570,000	-4,195,288.58	.00	-4,374,711.42	
TOTAL EXPENSES	7,292,807	0	7,292,807	2,382,501.23	14,775.95	4,895,529.82	

Monthly Rainfall 2021
Old Dixie Hwy MSWL

Date	January	February	March	April	May	June	July	August	September	October	November	December
1	0.55	0.02	0.87									
2					0.01	0.06	0.38					
3					1.14	0.11						
4					1.70	0.09						
5		0.13				0.29						
6		0.16				0.44						
7	0.34	0.25				0.09	0.53					
8	0.10					0.09	0.35					
9		0.01		0.55	0.47	0.08	0.23					
10				0.34	0.47	0.10	0.02					
11	0.22	0.61				0.43	0.02					
12	0.01	0.21			0.12	0.25	0.33					
13		0.62					0.25					
14				0.02			0.01					
15		0.42	0.13	0.01								
16			1.56									
17		0.15	1.37									
18		0.88	1.13									
19						1.44						
20						0.89						
21	0.28					0.22						
22		0.24				0.35						
23			0.02			0.06						
24				1.79		0.03						
25	0.99		4.29									
26	0.17	0.73										
27	0.02	0.02										
28		0.17	0.60		0.33							
29												
30				0.01								
31	0.55		2.29									
Total	3.23	4.62	12.26	2.72	4.24	5.02	2.12	0.00	0.00	0.00	0.00	0.00
<i>Normal</i>	5.86	4.93	6.34	4.30	4.28	4.38	4.76	3.65	5.00	3.31	4.79	4.92
% of Normal	55%	94%	193%	63%	99%	115%	45%	0%	0%	0%	0%	0%
YTD	3.23	7.85	20.11	22.83	27.07	32.09	34.21	34.21	34.21	34.21	34.21	34.21
<i>YTD Normal</i>	5.86	10.79	17.13	21.43	25.71	30.09	34.85	38.50	43.50	46.81	51.60	56.52
% of Normal	55%	73%	117%	107%	105%	107%	98%	89%	79%	73%	66%	61%



ENVIRONMENTAL PROTECTION DIVISION

Richard E. Dunn, Director

Mountain District Office

16 Center Road
Cartersville, Georgia 30121
770-387-4900

Correspondence:
Post Office Box 3250
Cartersville, Georgia 30120

Mr. Dirk Verhoeff
Executive Director
Dalton-Whitfield Solid Waste Management
P.O. Box 1205
Dalton, Georgia 30721-1205

JUL 08 2021

RE: Routine Inspection
Old Dixie SLF, Phase 6 (Facility)
Permit #155-047D (SL)
Whitfield County

Dear Mr. Verhoeff:

On July 7, 2021, a routine inspection of the above referenced Facility was conducted to determine compliance with the Rules for Solid Waste Management and operating permits. The site received a score of 100, and is in compliance with the Rules and the permit.

The inspection report is attached for your review and records. Thank you for your efforts in striving for environmental excellence. If you have any questions, then please contact me at (770) 387-4900.

Sincerely,

A handwritten signature in blue ink, appearing to read "Jason Rogers", written over a horizontal line.

Jason Rogers
Environmental Compliance Specialist
Mountain District Office

Enclosure: Evaluation Report

CC: EPD Solid Waste Management Suite 104

REC'D JUL 12 2021

 **GEORGIA**
DEPARTMENT OF NATURAL RESOURCES

ENVIRONMENTAL PROTECTION DIVISION

Richard E. Dunn, Director

Mountain District Office
16 Center Road
Cartersville, Georgia 30121
770-387-4900

Correspondence:
Post Office Box 3250
Cartersville, Georgia 30120

Mr. Dirk Verhoeff
Executive Director
Dalton-Whitfield Solid Waste Management
P.O. Box 1205
Dalton, Georgia 30721-1205

JUL 08 2021

RE: Routine Inspection
Old Dixie Highway Baled Waste Monofill (Facility)
Permit #155-048D (LI)
Whitfield County

Dear Mr. Verhoeff:

This is to confirm the routine inspection conducted on July 7, 2021 at the referenced facility to determine compliance with the Solid Waste Handling Permit and the Rules and Regulations for Solid Waste Management. Site operations received a satisfactory rating of 95. The deficiencies noted during the inspection are listed below.

- Bare soil areas on intermediate cover slopes need to be vegetated.

Attached is a copy of the Solid Waste Landfill Inspection Report for your review and is to be placed in your facility's operating file. Should you have any questions, please contact me at (770) 387-4900.

Sincerely,



Jason Rogers
Environmental Compliance Specialist
Mountain District Office

Enclosure: Evaluation Report

CC: EPD Solid Waste Management Suite 104

REC'D JUL 12 2021

 **GEORGIA**
DEPARTMENT OF NATURAL RESOURCES

ENVIRONMENTAL PROTECTION DIVISION

Richard E. Dunn, Director

Mountain District Office
16 Center Road
Cartersville, Georgia 30121
770-387-4900

Correspondence:
Post Office Box 3250
Cartersville, Georgia 30120

Mr. Dirk Verhoeff
Executive Director
Dalton-Whitfield Solid Waste Management
P.O. Box 1205
Dalton, Georgia 30721-1205

JUL 08 2021

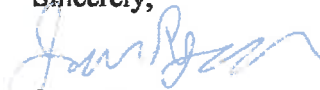
RE: Routine Inspection
Old Dixie Highway Material Recovery (Facility)
Permit #155-049P (RM)
Whitfield County

Dear Mr. Verhoeff:

On July 7, 2021, a routine inspection of the above referenced Facility was conducted to determine compliance with the Rules for Solid Waste Management and operating permits. The site received a score of 100, and is in compliance with the Rules and the permit.

The inspection report is attached for your review and records. Thank you for your efforts in striving for environmental excellence. If you have any questions, then please contact me at (770) 387-4900.

Sincerely,



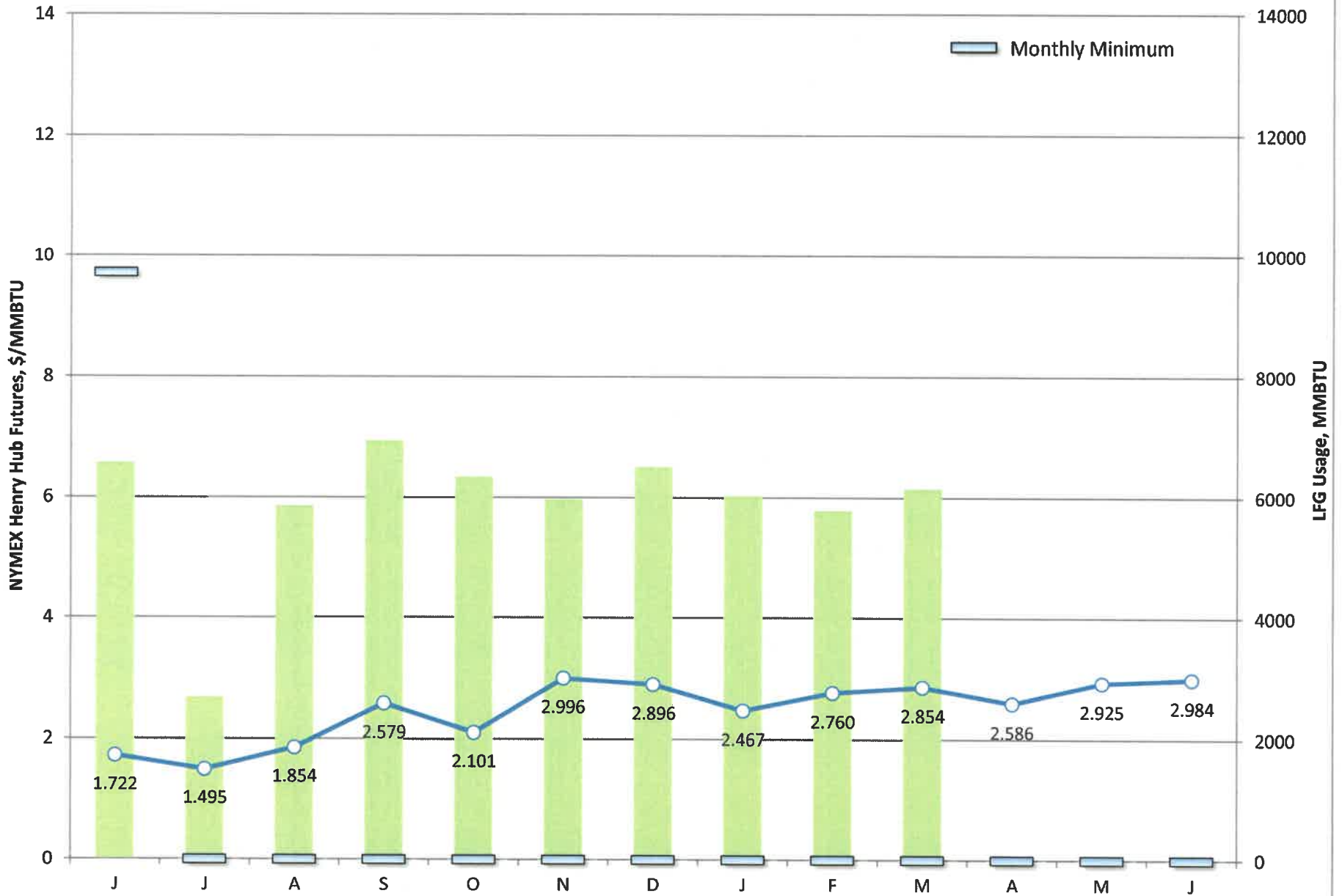
Jason Rogers
Environmental Compliance Specialist
Mountain District Office

Enclosure: Evaluation Report

CC: EPD Solid Waste Management Suite 104

REC'D JUL 12 2021

Trinseo (Styron/Dow) LFG Usage and NYMEX Futures



**Material Recovery Facility
Monthly Revenues / Expenditures
June-21**

<u>MRF Revenues</u>		Loads					
User Fees	451	1697.07 tons	\$	64,872.04			
OCC	2	45.10 tons	\$	6,088.50			
Mixed Paper	1	22.42 tons	\$	1,457.30			
Aluminum	0	0.00 tons	\$	-			
Bi-metal	0	0.00 tons	\$	-			
Glass	0	0.00 tons	\$	-			
#1 PET	1	22.50 tons	\$	11,475.00			
HDPE	1	22.90 tons	\$	26,106.00			
PP Carpet	0	0.00 tons	\$	-		Sale Loads	5
N 6 Carpet	0	0.00 tons	\$	-		Sale Tons	112.92
N 66 Carpet	0	0.00 tons	\$	-		Sale Dollars	\$ 45,126.80
Carpet Pad / Cusl	0	0.00 tons	\$	-			
Mixed Carpet	0	0.00 tons	\$	-			
Mixed Plastic 1-7	0	0.00 tons	\$	-			

Revenues \$ 109,998.84

MRF Expenses

Labor	Wages & Benefits		\$	26,275.29			
	Temp Labor		\$	-			
	Inmate Labor		\$	5,348.25	Labor	\$	31,623.54
Fixed	Electric		\$	2,185.90			
	Security System		\$	103.70			
	Propane		\$	374.94			
	Insurance - Average		\$	153.50			
	Water		\$	47.43			
	Telephone		\$	183.51			
	Cell		\$	59.24			
					Fixed	\$	3,108.22
City Curbside	Revenue Sharing	80	88.66 tons @	\$ 30.00	ton Curbside	\$	2,659.80
Supplies	Baling Wire		403 Bales @	\$ 2.00	bale	\$	806.00
	<i>Supplies</i>					\$	14,558.36
Recycling Pulls	Internal Rolloff		59 pulls @	\$ 110.00	ea	\$	6,490.00
Glass Transportation			0 pulls @	\$ 325.00	ea	\$	-
Electronics Recycling						\$	55.80
Vehicle	Fuel and Lube					\$	2,050.00
Balefill/Disposal	D-W to Bale Fill	3	6.00 tons @	\$ 21.75		\$	130.50
	D-Bale (others)	72	1036.07 tons @	\$ 21.75		\$	22,534.52
	Residual Waste	2	6.29 tons @	\$ 22.75		\$	143.10
	MRF--Landfill	358	415.57 tons @	\$ 22.75		\$	9,454.22
Repair/Maintenance			2% of Annual Cost			\$	502.50
	<i>Repairs/Maint</i>					\$	-

NON Cash Expenses

Baler Depreciation	\$	2,353.70
Building Depreciation	\$	6,119.46
	\$	8,473.16

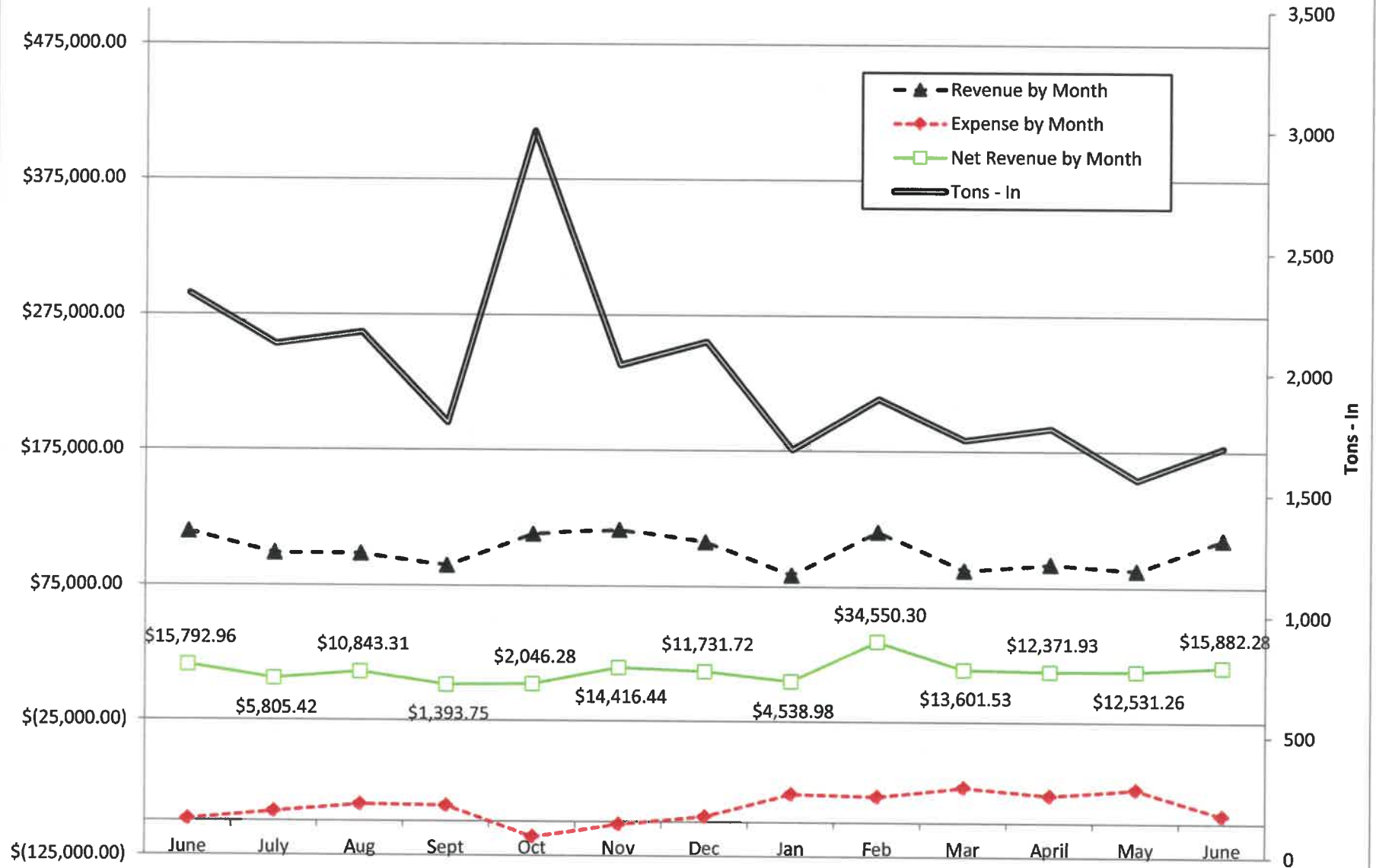
Expenses \$ 94,116.56

NOTES

Avoided Disposal Fees \$ 8,684.47
Saved Airspace 373.02 cy

Total Revenues \$ 109,998.84
Total Expense \$ 94,116.56
Net Revenue \$ 15,882.28

Materials Recovery Facility Trend Report - June 2021



Target Recycling

2021

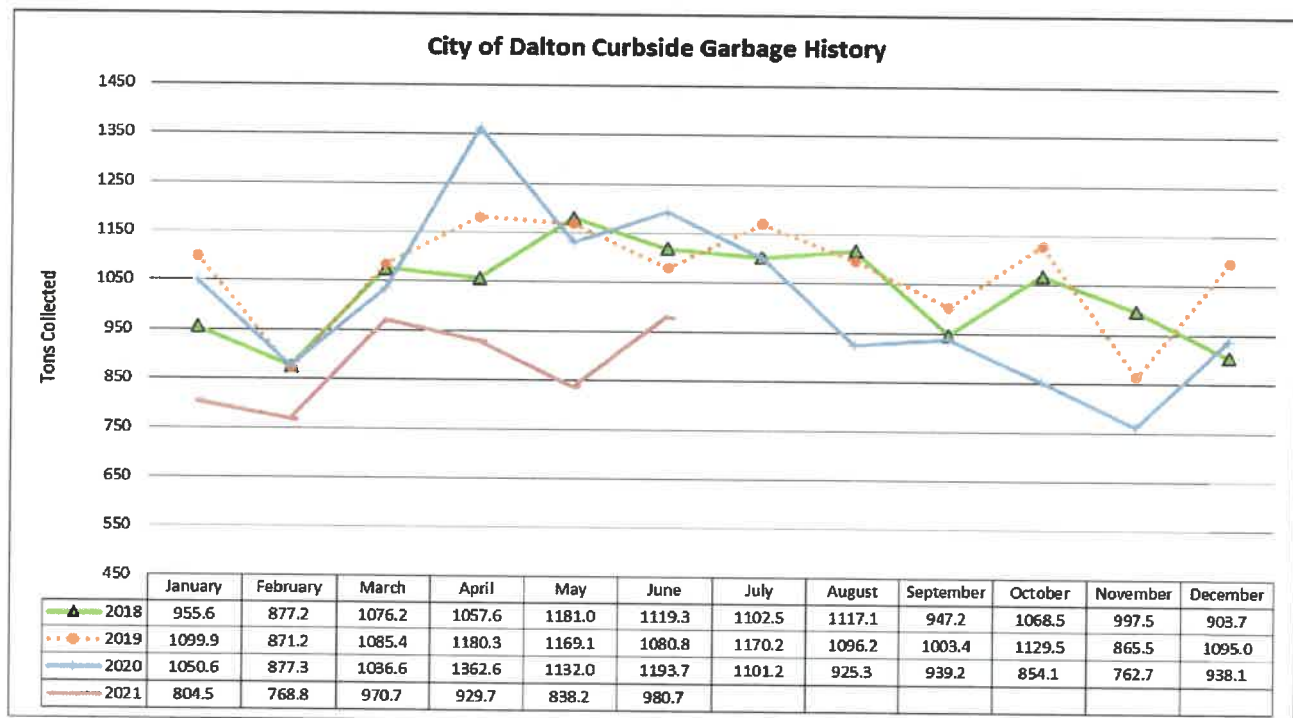
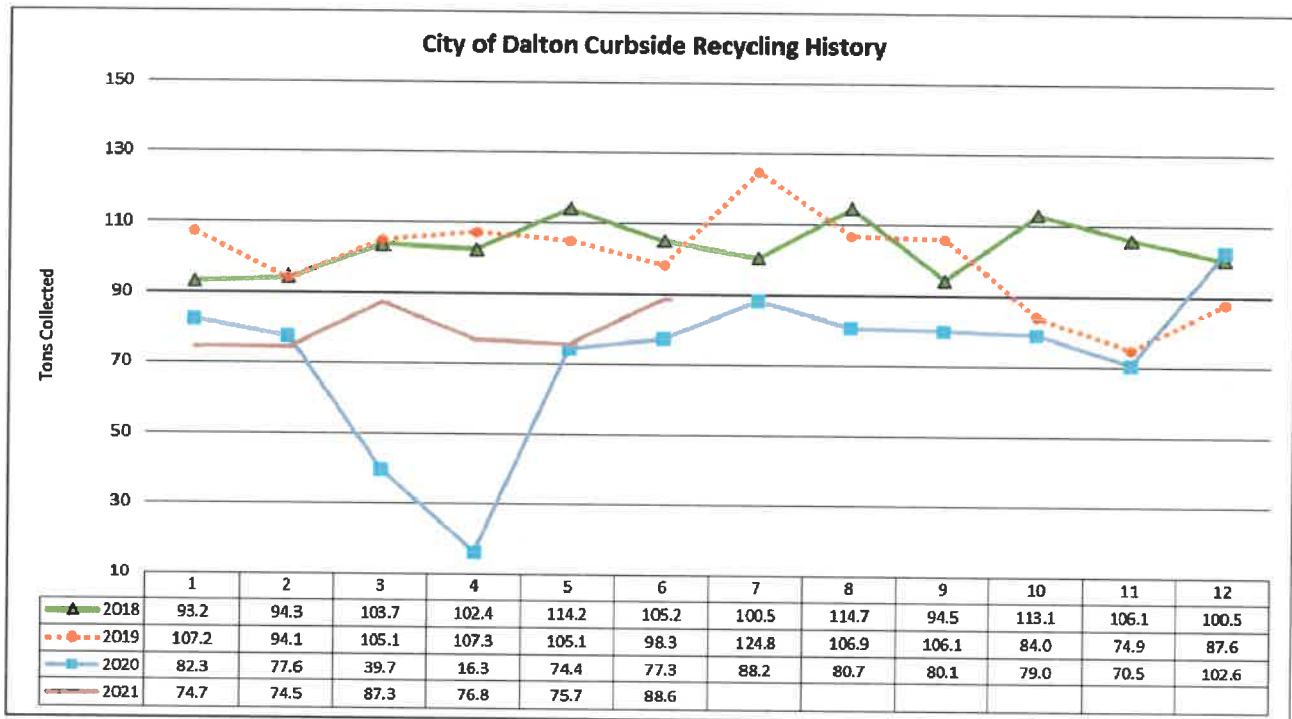
	Commodity	Loads	Tons	Pounds	\$\$\$\$	\$ per ton	2020	2019	2018
							\$ per ton	\$ per ton	\$ per ton
January	Cardboard	33	144.85	289,700	\$13,760.75	\$ 95.00	\$ 45.00	\$ 95.00	\$ 125.00
	Mixed Paper	3	13.44	26,880	\$604.80	\$ 45.00	\$ 10.00	\$ 15.00	\$ 45.00
	PET	1	4.36	8,720	\$697.60	\$ 160.00	\$ 220.00	\$ 320.00	\$ 310.00
	Alum	1	1.20	2,400	\$1,236.00	\$ 1,030.00	\$ 840.00	\$ 1,200.00	\$ 1,430.00
	totals	38	163.85	325,300	\$16,299.15				
February	Cardboard	31	138.35	276,700	\$13,143.25	\$ 95.00	\$ 50.00	\$ 85.00	\$ 120.00
	Mixed Paper	2	9.78	19,560	\$391.20	\$ 40.00	\$ 5.00	\$ 10.00	\$ 40.00
	PET	1	0.77	1,540	\$146.30	\$ 190.00	\$ 240.00	\$ 340.00	\$ 280.00
	Alum	1	0.94	1,880	\$1,062.20	\$ 1,130.00	\$ 960.00	\$ 1,160.00	\$ 1,420.00
	totals	35	149.84	297,800	\$14,742.95				
March	Cardboard	37	174.86	349,720	\$17,486.00	\$ 100.00	\$ 60.00	\$ 75.00	\$ 105.00
	Mixed Paper	5	32.52	65,040	\$1,300.80	\$ 40.00	\$ 5.00	\$ 10.00	\$ 35.00
	PET	3	5.94	11,880	\$1,277.10	\$ 215.00	\$ 250.00	\$ 300.00	\$ 270.00
	Alum	0	0.00	0	\$0.00	\$ 1,280.00	\$ 760.00	\$ 600.00	\$ 1,460.00
	totals	45	213.32	426,640	\$20,063.90				
April	Cardboard	28	128.12	256,240	\$13,452.60	\$ 105.00	\$ 95.00	\$ 60.00	\$ 95.00
	Mixed Paper	7	31.57	63,140	\$1,262.80	\$ 40.00	\$ 10.00	\$ 10.00	\$ 20.00
	PET	1	2.09	4,180	\$627.00	\$ 300.00	\$ 200.00	\$ 320.00	\$ 320.00
	Alum	2	1.65	3,300	\$2,244.00	\$ 1,360.00	\$ 760.00	\$ 1,000.00	\$ 1,200.00
	totals	38	163.43	323,560	\$17,586.40				
May	Cardboard	31	138.92	277,840	\$15,281.20	\$ 110.00	\$ 135.00	\$ 50.00	\$ 90.00
	Mixed Paper	3	18.12	36,240	\$724.80	\$ 40.00	\$ 25.00	\$ 10.00	\$ 10.00
	PET	0	0.00	0	\$0.00	\$ 340.00	\$ 200.00	\$ 320.00	\$ 320.00
	Alum	0	0.00	0	\$0.00	\$ 1,360.00	\$ 760.00	\$ 1,000.00	\$ 1,400.00
	totals	34	157.04	314,080	\$16,006.00				
June	Cardboard	29	139.98	279,960	\$18,897.30	\$ 135.00	\$ 100.00	\$ 45.00	\$ 90.00
	Mixed Paper	3	14.42	28,840	\$937.30	\$ 65.00	\$ 25.00	\$ 10.00	\$ 10.00
	PET	1	1.98	3,960	\$990.00	\$ 500.00	\$ 190.00	\$ 320.00	\$ 320.00
	Alum	0	0.00	0	\$0.00	\$ 1,460.00	\$ 760.00	\$ 1,000.00	\$ 1,400.00
	totals	33	156.38	312,760	\$20,824.60				
July	Cardboard	0	0.00	0	\$0.00	\$ -	\$ 80.00	\$ 45.00	\$ 95.00
	Mixed Paper	0	0.00	0	\$0.00	\$ -	\$ 25.00	\$ 10.00	\$ 10.00
	PET	0	0.00	0	\$0.00	\$ -	\$ 190.00	\$ 305.00	\$ 340.00
	Alum	0	0.00	0	\$0.00	\$ -	\$ 780.00	\$ 1,020.00	\$ 1,440.00
	totals	0	0.00	0	\$0.00				
August	Cardboard	0	0.00	0	\$0.00	\$ -	\$ 80.00	\$ 45.00	\$ 100.00
	Mixed Paper	0	0.00	0	\$0.00	\$ -	\$ 25.00	\$ 10.00	\$ 10.00
	PET	0	0.00	0	\$0.00	\$ -	\$ 180.00	\$ 280.00	\$ 340.00
	Alum	0	0.00	0	\$0.00	\$ -	\$ 1,020.00	\$ 1,020.00	\$ 1,440.00
	totals	0	0.00	0	\$0.00				
September	Cardboard	0	0.00	0	\$0.00	\$ -	\$ 80.00	\$ 45.00	\$ 100.00
	Mixed Paper	0	0.00	0	\$0.00	\$ -	\$ 30.00	\$ 10.00	\$ 10.00
	PET	0	0.00	0	\$0.00	\$ -	\$ 170.00	\$ 260.00	\$ 340.00
	Alum	0	0.00	0	\$0.00	\$ -	\$ 980.00	\$ 1,000.00	\$ 1,420.00
	totals	0	0.00	0	\$0.00				
October	Cardboard	0	0.00	0	\$0.00	\$ -	\$ 80.00	\$ 45.00	\$ 100.00
	Mixed Paper	0	0.00	0	\$0.00	\$ -	\$ 35.00	\$ 10.00	\$ 10.00
	PET	0	0.00	0	\$0.00	\$ -	\$ 140.00	\$ 200.00	\$ 340.00
	Alum	0	0.00	0	\$0.00	\$ -	\$ 980.00	\$ 980.00	\$ 1,400.00
	totals	0	0.00	0	\$0.00				
November	Cardboard	0	0.00	0	\$0.00	\$ -	\$ 80.00	\$ 45.00	\$ 100.00
	Mixed Paper	0	0.00	0	\$0.00	\$ -	\$ 40.00	\$ 10.00	\$ 10.00
	PET	0	0.00	0	\$0.00	\$ -	\$ 160.00	\$ 220.00	\$ 320.00
	Alum	0	0.00	0	\$0.00	\$ -	\$ 940.00	\$ 280.00	\$ 1,380.00
	totals	0	0.00	0	\$0.00				
December	Cardboard	0	0.00	0	\$0.00	\$ -	\$ 90.00	\$ 45.00	\$ 95.00
	Mixed Paper	0	0.00	0	\$0.00	\$ -	\$ 45.00	\$ 10.00	\$ 15.00
	PET	0	0.00	0	\$0.00	\$ -	\$ 0.08	\$ 220.00	\$ 340.00
	Alum	0	0.00	0	\$0.00	\$ -	\$ 0.52	\$ 760.00	\$ 1,380.00
	totals	0	0.00	0	\$0.00				
Totals		223	1003.86	2,000,140	\$105,523.00				
		Loads	Tons	Pounds	\$\$\$\$	2021	2020	2019	2018
						Avg \$ for Year	Avg \$ for Year	Avg \$ for Year	Avg \$ for Year
Cardboard	189	865.08	1,730,160	\$92,021.10	\$106.67	\$88.64	\$56.67	\$101.25	
Mixed Paper	23	119.85	239,700	\$5,221.70	\$45.00	\$25.45	\$10.42	\$18.75	
PET	7	15.14	30,280	\$3,738.00	\$284.17	\$194.55	\$283.75	\$320.00	
Alum	4	3.79	7,580	\$4,542.20	\$1,270.00	\$867.32	\$918.33	\$1,397.50	

City of Dalton Curbside Recycling Report – June 2021

Prepared by the Dalton-Whitfield Regional Solid Waste Management Authority | www.DWSWA.org

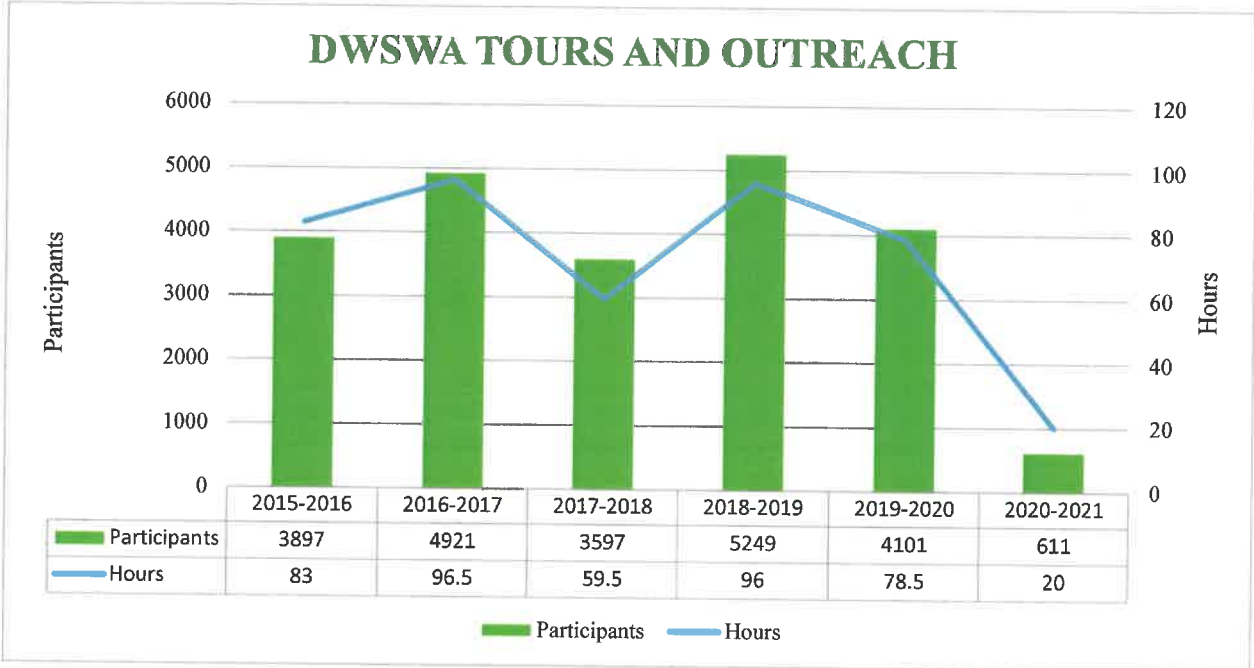
The City of Dalton Curbside Recycling Program collected 88.6 tons (2,070,900 lbs.) of recyclables in June 2021. It's a 14.6% increase compared to June 2020 when 77.3 tons were collected. 88.6 tons saves 148 cubic yards of landfill space. 980.7 tons (1,961,320 lbs.) of garbage was disposed of in June 2021 by the City of Dalton. It's a decrease of 17.8% compared

to 1193.7 tons collected in June 2020. The waste diversion rate for June 2021 is 8.3%. The Dalton-Whitfield Solid Waste Authority has credited the City of Dalton Public Works Department \$2,658.00 for the revenue sharing of recyclables received in June 2021.

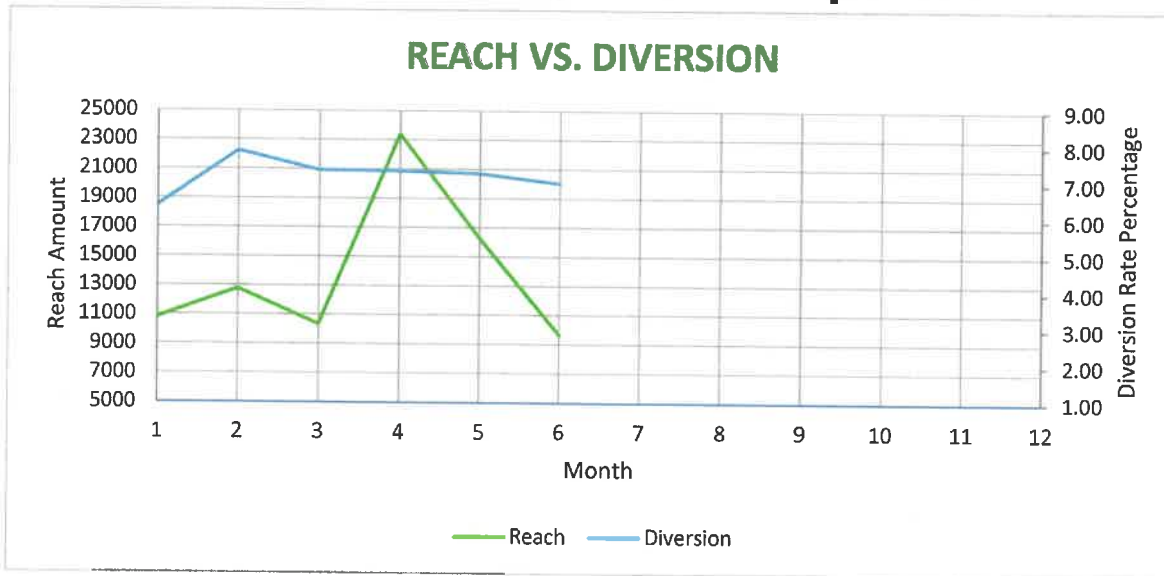


Communication, Education, Marketing Report

Tours and Outreach



Marketing and Waste Diversion Comparison



	Jan-21	Feb-21	Mar-21	Apr-21	May-21	Jun-21
Diversion Rate	6.40%	7.90%	7.37%	7.35%	7.29%	7.02%
Curbside Diversion	8.5%	8.8%	8.3%	7.6%	8.3%	8.3%
Total Reach	10817	12785	10354	23411	16297	9684
Total Engagement	767	868	766	2613	1405	671

Website

	2021	2020	2019	2018	2017	2016	2015	2014
Users	18,706	37,079	28,304	21,659	15,987	13,760	13,000	9,500
Sessions	15,987	43,528	33,877	26,515	19,688	17,767	17,475	11,781
Page Views	27,097	61,946	50,036	42,724	33,377	30,971	29,000	24,000

Social Media Following

Platform	Mid 2021 Followers	2020 Followers	2019 Followers
Facebook: Recycling Ben	635	605	491
Facebook: KDWB	1,509	1,382	1,037
Facebook: DWSWA	116	91	39
Instagram: Recycling Ben	209	196	157
Instagram: KDWB	924	794	300
Total	3,393	3,068	1,985

Email Campaigns

Audience	Mid 2021 Subscribers	2020 Subscribers	2019 Subscribers
Target School Recycling	756	778	671
KDWB	145	136	141
DWSWA	348	319	278
Total	1,249	1,233	1,090

Press & Coverage:

DWSWA | 12 Recycle and Reuse Articles

DWSWA | Dalton Living Magazine Feature

DWSWA | WDNN-10 Television Interview

KDWB | Earth Day Sculpture

KDWB | Kiwanis Presentation

KDWB | Civitan Club Presentation

**CONVENIENCE CENTERS -- VOLUNTARY DROP-OFF RECYCLING
2021**

McGaughey Chapel

	January	February	March	QTR - 1	April	May	June	QTR - 2
Waste	217.23	185.27	256.87	659.37	221.57	214.89	222.40	658.86
Recycle	15.33	8.22	16.24	39.79	12.51	14.39	11.04	37.94
Target Recycle	0.17	0.14	0.15	0.46	0.16	0.18	0.14	0.48
Total Recycled	15.50	8.36	16.39	40.25	12.67	14.57	11.18	38.42
% RECYCLED	6.66%	4.32%	6.00%	5.75%	5.41%	6.35%	4.79%	5.51%

MLK

Waste	356.43	315.78	396.00	1,068.21	368.81	359.31	397.97	1,126.09
Recycle	22.05	17.22	23.74	63.01	23.76	19.72	24.60	68.08
Target Recycle	0.17	0.15	0.18	0.49	0.17	0.17	0.15	0.49
Total Recycled	22.22	17.37	23.92	63.50	23.93	19.89	24.75	68.57
% RECYCLED	5.87%	5.21%	5.70%	5.61%	6.09%	5.25%	5.85%	5.74%

Old Dixie

Waste	349.82	306.55	396.07	1,052.44	454.77	518.95	514.67	1,488.39
Recycle	13.21	16.96	13.03	43.20	18.50	16.68	20.33	55.51
Target Recycle	0.13	0.17	0.16	0.45	0.14	0.17	0.16	0.46
Total Recycled	13.34	17.13	13.19	43.65	18.64	16.85	20.49	55.97
% RECYCLED	3.67%	5.29%	3.22%	3.98%	3.94%	3.14%	3.83%	3.62%

Westside

Waste	170.63	146.66	157.53	474.82	169.96	167.73	183.05	520.74
Recycle	10.54	12.08	11.15	33.77	13.68	8.89	15.86	38.43
Target Recycle	0.18	0.16	0.16	0.49	0.17	0.16	0.17	0.49
Total Recycled	10.72	12.24	11.31	34.26	13.85	9.05	16.03	38.92
% RECYCLED	5.91%	7.70%	6.70%	6.73%	7.53%	5.12%	8.05%	6.95%