



# DALTON-WHITFIELD REGIONAL SOLID WASTE MANAGEMENT AUTHORITY AGENDA

MAY 20, 2024

3:45 PM

DALTON CITY HALL - MAYOR & COUNCIL CHAMBERS, 300 WAUGH STREET,  
DALTON, GEORGIA

- I. **Approval of Agenda**
- II. **Public Commentary**
- III. **OLD BUSINESS**
  - A. **Approval of Minutes – April 15, 2024**
- IV. **NEW BUSINESS**
  - A. **Financial & Operational Reports**
    1. Status of Accounts – April 2024
    2. Rainfall Report
  - B. **Construction / Special Project Report**
    1. Landfill Gas Project Update
  - C. **Recycling / Other Reports**
    1. MRF Report – April 2024
    2. Target Recycling Program Update
    3. Recovered Materials Markets
    4. School Recycling Report – April
    5. Curbside Recycling Report – City of Dalton
    6. Convenience Center Recycling
    7. Other
- V. **Adjourn**

DALTON-WHITFIELD REGIONAL SOLID WASTE MANAGEMENT AUTHORITY  
P.O. BOX 1205 DALTON, GA 30722-1205  
TELEPHONE 706/277-2545 FAX 706/277-2546



## Dalton-Whitfield Regional Solid Waste Management Authority

### MINUTES FROM MEETING HELD April 15, 2024

Tyree Goodlett called the meeting to order at 4:00 p.m.

Members present – Annalee Sams, Tyree Goodlett, Jevin Jensen, Greg Jones and Benny Dunn

Others present are listed below:

Henry Tharpe – Sponcler & Tharpe, Rob Estes – Estes & Walcott

Staff – Dirk Verhoeff, Seth Lassitter and Amy Hartline

#### I. **Approval of Agenda**

Members received and reviewed written copies of the April 15, 2024 agenda. The agenda was approved unanimously as follows:

**MOTION:** Sams

**SECOND:** Jones

#### II. **Public Commentary**

There was no public commentary.

#### III. **OLD BUSINESS**

##### A. **Approval of Minutes – February 19, 2024**

Members received and reviewed written copies of the minutes from the February 19, 2024 meeting. The minutes were approved unanimously as follows:

**MOTION:** Jones

**SECOND:** Jensen

#### IV. **NEW BUSINESS**

##### A. **Financial & Operational Reports**

###### 1. **Status of Accounts – March 2024**

Dirk Verhoeff reviewed the status of accounts through March 2024. Dirk clarified that the reported budget is on a cash basis. All revenue line items were above budget with the exception of landfill gas and miscellaneous revenues. The primary landfill operations budget is slightly over budget for the month due to purchase of Aljon Compactor. Dirk stated that major expenses for the month were wages, capital equipment and parts.

###### 2. **Rainfall Report**

Dirk Verhoeff reviewed the rainfall data through February 15. Dirk reported that we received 115% of normal for March and currently are 38% of normal for April.

**B. Construction / Special Project Reports**

1. Landfill Gas Project Update

Seth Lassiter updated the Board on the landfill gas project. Seth reported that the FY2022 carbon credits were verified and purchase by a third-party carbon broker. Seth also reported that Trinseo will soon be installing the remanufactured blower package and the pipeline could be online soon after.

**C. Recycling / Other Reports**

The board reviewed the following reports and heard highlights from each.

1. MRF Report – March 2024
2. Target Recycling Program Update
3. Recovered Materials Markets
4. School Recycling Report – March
5. School Recycling Contest Results 2023-2024
6. Curbside Recycling Report – City of Dalton
7. Keep Dalton-Whitfield Beautiful April Events
8. Convenience Center Recycling

**D. Enter into Executive Session – (Litigation)**

A motion was made to enter into Executive Session to discuss potential litigation on the following motion:

**MOTION:** Jones  
**SECOND:** Jensen

**E. Adjourn from Executive Session**

The Authority adjourned from their Executive Session and returned to their regular meeting on the following motion.

**MOTION:** Jones  
**SECOND:** Jensen

**V. Adjourn**

The Authority adjourned from their regular meeting on the following motion:

**MOTION:** Jones

The Authority adjourned unanimously.

---

Tyree Goodlett, Chairman

---

Dirk Verhoeff, Secretary/Treasurer

---

Recorded & Approved

YEAR-TO-DATE BUDGET REPORT

FOR 2024 04

ACCOUNTS FOR:	ORIGINAL APPROP	REVISED BUDGET	YTD ACTUAL	MTD ACTUAL	ENCUMBRANCES	AVAILABLE BUDGET	PCT USE/COL
0050 LANDFILL-ENTERPRISE FUND							
<b>500001 REVENUES</b>							
500001 344200 MRF REVENUES	-200,000	-200,000	-127,049.40	-51,440.28	.00	-72,950.60	63.5%*
500001 344250 RECYCLING REVENUE	-50,000	-50,000	-20,562.65	-4,084.20	.00	-29,437.35	41.1%*
500001 344300 LFG REVENUE	-300,000	-300,000	-193,048.24	-193,048.24	.00	-106,951.76	64.3%*
500001 344400 LANDFILL FEES	-8,587,100	-8,587,100	-3,070,365.35	-751,439.67	.00	-5,516,734.65	35.8%*
500001 361400 INTEREST INCOME	-892,000	-892,000	-342,379.03	-92,525.71	.00	-549,620.97	38.4%*
500001 389000 MISCELLANEOUS REVENU	-20,000	-20,000	-2,305.25	-349.55	.00	-17,694.75	11.5%*
TOTAL REVENUES	-10,049,100	-10,049,100	-3,755,709.92	-1,092,887.65	.00	-6,293,390.08	37.4%

YEAR-TO-DATE BUDGET REPORT

FOR 2024 04

ACCOUNTS FOR:	ORIGINAL APPROP	REVISED BUDGET	YTD ACTUAL	MTD ACTUAL	ENCUMBRANCES	AVAILABLE BUDGET	PCT USE/COL
0050 LANDFILL-ENTERPRISE FUND							
<b>504210 LANDFILL DEVELOPMENT</b>							
504210 000610 ENGINEERING	301,000	301,000	1,513.83	1,513.83	.00	299,486.17	.5%
504210 001100 UNDERDRAINING	350,000	350,000	.00	.00	.00	350,000.00	.0%
504210 521210 PROFESSIONAL - LEGAL	2,000	2,000	.00	.00	.00	2,000.00	.0%
504210 541100 SITES	200,000	200,000	.00	.00	.00	200,000.00	.0%
504210 579000 CONTINGENCY	10,000	10,000	.00	.00	.00	10,000.00	.0%
TOTAL LANDFILL DEVELOPMENT	863,000	863,000	1,513.83	1,513.83	.00	861,486.17	.2%

YEAR-TO-DATE BUDGET REPORT

FOR 2024 04

ACCOUNTS FOR:	ORIGINAL APPROP	REVISED BUDGET	YTD ACTUAL	MTD ACTUAL	ENCUMBRANCES	AVAILABLE BUDGET	PCT USE/COL
0050 LANDFILL-ENTERPRISE FUND							
<b>504240 LANDFILL OPERATION</b>							
504240 000120 SAFETY PROGRAMS	15,000	15,000	1,741.61	300.00	.00	13,258.39	11.6%
504240 000190 REGULAR AUDIT	40,000	40,000	4,000.00	.00	.00	36,000.00	10.0%
504240 000205 DALTON ALLOCATION	66,462	66,462	22,154.00	5,538.50	.00	44,308.00	33.3%
504240 000402 REPAIRS - TIRES	15,000	15,000	4,391.00	2,168.25	519.98	10,089.02	32.7%
504240 000404 REPAIRS - LT EQUIPME	3,000	3,000	2,915.70	1,019.95	.00	84.30	97.2%
504240 000592 TIRE PURCHASES	38,000	38,000	13,922.70	5,840.80	984.91	23,092.39	39.2%
504240 000594 PURCHASES - LT EQUIP	14,000	14,000	3,555.77	796.90	257.70	10,186.53	27.2%
504240 000610 ENGINEERING	50,000	50,000	15,834.00	7,000.00	.00	34,166.00	31.7%
504240 000760 MATERIALS/CONTRACTS	250,000	250,000	70,321.89	23,305.80	2,190.64	177,487.47	29.0%
504240 000770 BRUSH GRINDING	130,000	130,000	41,210.00	37,570.00	.00	88,790.00	31.7%
504240 001020 COMPUTER SOFTWARE SU	2,000	2,000	.00	.00	.00	2,000.00	.0%
504240 001590 GEORGIA SUPERFUND EX	172,000	172,000	.00	.00	.00	172,000.00	.0%
504240 001690 ENVIRONMENTAL TEST/M	65,000	65,000	16,350.15	5,380.05	6,058.40	42,591.45	34.5%
504240 001740 RECYCLING/EDUCATION	74,500	74,500	11,266.99	68.76	.00	63,233.01	15.1%
504240 001742 RECYCLING EDUCATION	30,000	30,000	2,344.64	1,478.89	571.01	27,084.35	9.7%
504240 001750 TIRE RECYCLING	50,000	50,000	7,193.00	2,711.00	2,241.00	40,566.00	18.9%
504240 039990 CAPITAL OUTLAY	1,185,889	1,185,889	983,844.10	.00	.00	202,044.90	83.0%
504240 511100 WAGES - REGULAR	2,304,162	2,304,162	663,289.49	174,398.06	3,277.66	1,637,594.85	28.9%
504240 511200 WAGES - PART TIME	65,858	65,858	16,824.54	4,184.51	.00	49,033.46	25.5%
504240 511300 WAGES - OVERTIME	307,301	307,301	93,679.67	25,344.08	.00	213,621.33	30.5%
504240 511310 WAGES - BONUS	4,500	4,500	.00	.00	.00	4,500.00	.0%
504240 512100 GROUP INSURANCE	456,720	456,720	122,466.33	33,591.46	.00	334,253.67	26.8%
504240 512200 FICA & MEDICARE	200,682	200,682	57,395.53	14,212.12	.00	143,286.47	28.6%
504240 512401 RETIREMENT DCP	237,496	237,496	60,468.74	14,949.21	.00	177,027.26	25.5%
504240 512402 RETIREMENT DBP	126,992	126,992	38,895.95	9,741.89	.00	88,096.05	30.6%
504240 512600 UNEMPLOYMENT COMPENS	5,000	5,000	.00	.00	.00	5,000.00	.0%
504240 512700 WORKERS COMPENSATION	72,300	72,300	6,334.00	.00	.00	65,966.00	8.8%
504240 512900 OTHER EMPLOYEE BENEF	14,000	14,000	4,535.70	1,136.24	.00	9,464.30	32.4%
504240 521210 PROFESSIONAL - LEGAL	116,000	116,000	6,489.27	2,569.27	.00	109,510.73	5.6%
504240 522210 BUILDING MAINTENANCE	35,000	35,000	13,348.99	400.00	.00	21,651.01	38.1%
504240 522220 EQUIPMENT MAINT & RE	75,000	75,000	18,554.77	6,455.37	.00	56,445.23	24.7%
504240 522320 RENTAL - EQUIPMENT	10,000	10,000	1,325.54	238.08	.00	8,674.46	13.3%
504240 523100 INSURANCE COMMERCIAL	95,000	105,000	.00	.00	.00	105,000.00	.0%
504240 523200 COMMUNICATIONS	29,000	29,000	7,754.63	1,917.59	243.67	21,001.70	27.6%
504240 523300 ADVERTISING	3,000	3,000	.00	.00	664.50	2,335.50	22.2%
504240 523620 CREDIT CARD & BANK F	20,000	20,000	8,596.70	1,972.72	.00	11,403.30	43.0%
504240 531100 SUPPLIES - GENERAL	11,000	11,000	2,030.06	186.10	97.84	8,872.10	19.3%
504240 531110 SUPPLIES - OFFICE	5,000	5,000	1,014.81	52.64	.00	3,985.19	20.3%
504240 531120 UNIFORMS	30,000	30,000	8,042.80	2,451.96	528.65	21,428.55	28.6%
504240 531140 SUPPLIES - PARTS	325,000	325,000	68,918.50	11,537.40	4,269.18	251,812.32	22.5%

YEAR-TO-DATE BUDGET REPORT

FOR 2024 04

ACCOUNTS FOR: 0050	LANDFILL-ENTERPRISE FUND	ORIGINAL APPROP	REVISED BUDGET	YTD ACTUAL	MTD ACTUAL	ENCUMBRANCES	AVAILABLE BUDGET	PCT USE/COL
504240	531200 UTILITIES	205,000	205,000	29,188.30	6,663.35	.00	175,811.70	14.2%
504240	531200 360L UTILITIES	0	110,000	12,741.58	3,085.02	.00	97,258.42	11.6%
504240	531250 OIL - LUBRICANTS	35,000	35,000	5,346.51	1,240.52	.00	29,653.49	15.3%
504240	531270 GASOLINE	45,000	45,000	11,871.66	.00	.00	33,128.34	26.4%
504240	531275 DIESEL	450,000	450,000	116,036.65	46,009.34	.00	333,963.35	25.8%
504240	531600 SMALL EQUIPMENT <\$5,	10,000	10,000	3,442.17	159.60	.00	6,557.83	34.4%
504240	531700 OTHER SUPPLIES	5,000	5,000	594.68	.00	.00	4,405.32	11.9%
504240	579000 CONTINGENCY	100,000	100,000	.00	.00	.00	100,000.00	.0%
TOTAL LANDFILL OPERATION		7,599,862	7,719,862	2,580,233.12	455,675.43	21,905.14	5,117,723.74	33.7%

YEAR-TO-DATE BUDGET REPORT

FOR 2024 04

ACCOUNTS FOR: 0050	LANDFILL-ENTERPRISE FUND	ORIGINAL APPROP	REVISED BUDGET	YTD ACTUAL	MTD ACTUAL	ENCUMBRANCES	AVAILABLE BUDGET	PCT USE/COL
<b>504260 METHANE GAS OPERATIONS</b>								
504260	000610	ENGINEERING	12,000	12,000	2,550.00	850.00	.00	9,450.00 21.3%
504260	000625	TREATMENT EQUIP MAIN	15,000	15,000	11,855.16	.00	.00	3,144.84 79.0%
504260	000690	CONSTRUCTION QA/QC	5,000	5,000	.00	.00	.00	5,000.00 .0%
504260	000760	MATERIALS/CONTRACTS	5,000	5,000	186.38	.00	.00	4,813.62 3.7%
504260	522320	RENTAL - EQUIPMENT	2,000	2,000	.00	.00	.00	2,000.00 .0%
504260	523100	INSURANCE COMMERCIAL	85,000	75,000	.00	.00	.00	75,000.00 .0%
504260	531200	UTILITIES	78,000	78,000	5,664.15	1,397.85	.00	72,335.85 7.3%
504260	579000	CONTINGENCY	10,000	10,000	.00	.00	.00	10,000.00 .0%
TOTAL METHANE GAS OPERATIONS			212,000	202,000	20,255.69	2,247.85	.00	181,744.31 10.0%



YEAR-TO-DATE BUDGET REPORT

FOR 2024 04

ACCOUNTS FOR:	ORIGINAL APPROP	REVISED BUDGET	YTD ACTUAL	MTD ACTUAL	ENCUMBRANCES	AVAILABLE BUDGET	PCT USE/COL
0050 LANDFILL-ENTERPRISE FUND							
<b>504290 LANDFILL CLOSURE</b>							
504290 000570 SEDIMENTATION/EROSIO	5,000	5,000	.00	.00	.00	5,000.00	.0%
504290 000610 ENGINEERING	15,000	15,000	.00	.00	.00	15,000.00	.0%
504290 000880 GROUNDWATER MONITORI	45,000	45,000	6,149.95	5,379.95	1,952.10	36,897.95	18.0%
504290 001520 VEG MAINTENANCE	5,000	5,000	.00	.00	.00	5,000.00	.0%
504290 001530 CAP MAINTENANCE	20,000	20,000	.00	.00	.00	20,000.00	.0%
504290 001545 METHANE - O & M	10,000	10,000	.00	.00	.00	10,000.00	.0%
504290 001560 ROAD UPKEEP/REPAIRS	20,000	20,000	.00	.00	.00	20,000.00	.0%
504290 531200 320L UTILITIES	5,000	5,000	680.00	166.00	.00	4,320.00	13.6%
TOTAL LANDFILL CLOSURE	125,000	125,000	6,829.95	5,545.95	1,952.10	116,217.95	7.0%
TOTAL LANDFILL-ENTERPRISE FUND	-1,249,238	-1,139,238	-1,146,877.33	-627,904.59	23,857.24	-16,217.91	98.6%
TOTAL REVENUES	-10,049,100	-10,049,100	-3,755,709.92	-1,092,887.65	.00	-6,293,390.08	
TOTAL EXPENSES	8,799,862	8,909,862	2,608,832.59	464,983.06	23,857.24	6,277,172.17	

Monthly Rainfall 2024  
Old Dixie Hwy MSWL

Date	January	February	March	April	May	June	July	August	September	October	November	December
1			1.12									
2			0.03	0.01								
3			0.01	0.25	0.13							
4		0.02			0.23							
5	0.05		0.55		0.10							
6	0.70		0.78									
7					0.07							
8	0.45		1.55		0.85							
9	3.38		0.02	0.76	2.86							
10				0.04								
11		1.16		0.71								
12	0.36	1.59										
13												
14					0.08							
15			1.01		0.36							
16	0.07											
17		0.01		0.08								
18	0.04											
19	0.04			0.26								
20												
21				0.05								
22		0.19	0.49									
23		0.47	0.02									
24	0.59											
25	1.13											
26	0.01		1.71									
27	0.51											
28		0.26										
29												
30				0.46								
31												
<b>Total</b>	<b>7.33</b>	<b>3.70</b>	<b>7.29</b>	<b>2.62</b>	<b>4.68</b>	<b>0.00</b>	<b>0.00</b>	<b>0.00</b>	<b>0.00</b>	<b>0.00</b>	<b>0.00</b>	<b>0.00</b>
<i>Normal</i>	<i>5.86</i>	<i>4.93</i>	<i>6.34</i>	<i>4.30</i>	<i>4.28</i>	<i>4.38</i>	<i>4.76</i>	<i>3.65</i>	<i>5.00</i>	<i>3.31</i>	<i>4.79</i>	<i>4.92</i>
<b>% of Normal</b>	<b>125%</b>	<b>75%</b>	<b>115%</b>	<b>61%</b>	<b>109%</b>	<b>0%</b>	<b>0%</b>	<b>0%</b>	<b>0%</b>	<b>0%</b>	<b>0%</b>	<b>0%</b>
<b>YTD</b>	<b>7.33</b>	<b>11.03</b>	<b>18.32</b>	<b>20.94</b>	<b>25.62</b>	<b>25.62</b>	<b>25.62</b>	<b>25.62</b>	<b>25.62</b>	<b>25.62</b>	<b>25.62</b>	<b>25.62</b>
<i>YTD Normal</i>	<i>5.86</i>	<i>10.79</i>	<i>17.13</i>	<i>21.43</i>	<i>25.71</i>	<i>30.09</i>	<i>34.85</i>	<i>38.50</i>	<i>43.50</i>	<i>46.81</i>	<i>51.60</i>	<i>56.52</i>
<b>% of Normal</b>	<b>125%</b>	<b>102%</b>	<b>107%</b>	<b>98%</b>	<b>100%</b>	<b>85%</b>	<b>74%</b>	<b>67%</b>	<b>59%</b>	<b>55%</b>	<b>50%</b>	<b>45%</b>

**Material Recovery Facility  
Monthly Revenues / Expenditures  
April-24**

**MRF Revenues**

	Loads				
User Fees	311	1574.64 tons	\$	81,304.25	
OCC	7	155.83 tons	\$	21,037.05	
Mixed Paper	1	22.44 tons	\$	1,907.40	
Aluminum	0	0.00 tons	\$	-	
Bi-metal	0	0.00 tons	\$	-	
Glass	0	0.00 tons	\$	-	
#1 PET	0	0.00 tons	\$	-	
HDPE	0	0.00 tons	\$	-	
PP Carpet	0	0.00 tons	\$	-	Sale Loads 8
N 6 Carpet	0	0.00 tons	\$	-	Sale Tons 178.27
N 66 Carpet	0	0.00 tons	\$	-	Sale Dollars \$ 22,944.45
Carpet Pad / Cusl	0	0.00 tons	\$	-	
Mixed Carpet/Roll	0	0.00 tons	\$	-	
Mixed Plastic 1-7	0	0.00 tons	\$	-	
Contract Bales	0	0.00 tons	\$	-	
				<b>Revenues \$</b>	<b>104,248.70</b>

**MRF Expenses**

<b>Labor</b>	Wages & Benefits		\$	48,641.93	
	Temp Labor		\$	6,190.91	
				<b>Labor \$</b>	<b>54,832.84</b>
<b>Fixed</b>	Electric		\$	2,463.31	
	Security System		\$	62.39	
	Propane		\$	273.52	
	Insurance - Average		\$	153.50	
	Water		\$	327.93	
	Telephone		\$	279.03	
	Cell		\$	40.00	
				<b>Fixed \$</b>	<b>3,599.68</b>
<b>City Curbside</b>	Revenue Sharing	72 40.45 tons @	\$	30.00 ton	Curbside \$ 1,213.50
<b>Supplies</b>	Baling Wire	337 Bales @	\$	4.00 bale	\$ 1,348.00
	<i>Supplies</i>				\$ -
<b>Recycling Pulls</b>	Internal Rolloff	54 pulls @	\$	110.00 ea	\$ 5,940.00
<b>Glass Transportation</b>		0 pulls @	\$	365.00 ea	\$ -
<b>Electronics Recycling</b>					\$ -
<b>Vehicle</b>	Fuel and Lube				\$ 2,150.00
<b>Balefill/Disposal</b>	D-W to Bale Fill	0 0.00 tons @	\$	21.75	\$ -
	D-Bale (others)	6 91.76 tons @	\$	21.75	\$ 1,995.78
	Residual Waste	0 0.00 tons @	\$	22.75	\$ -
	MRF--Landfill	96 1171.09 tons @	\$	22.75	\$ 26,642.30
<b>Repair/Maintenance</b>	2% of Annual Cost				\$ 502.50
	<i>Repairs/Maint</i>				\$ 3,838.30

**NON Cash Expenses**

<b>Baler Depreciation</b>	\$	2,353.70
<b>Building Depreciation</b>	\$	6,119.46
	\$	8,473.16

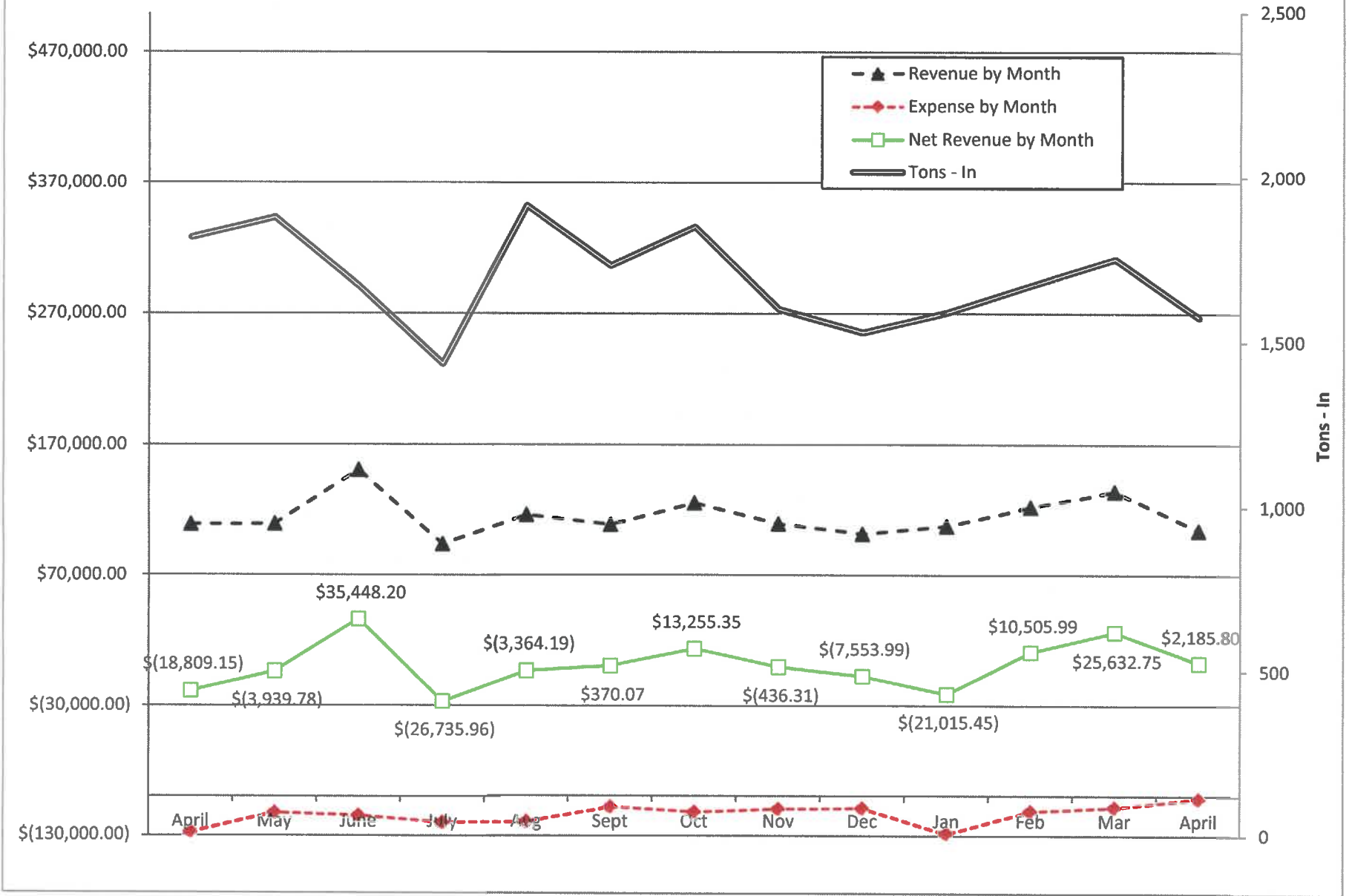
**Expenses \$ 102,062.90**

**NOTES**

Avoided Disposal Fees	\$	13,718.76
Saved Airspace		498.86 cy

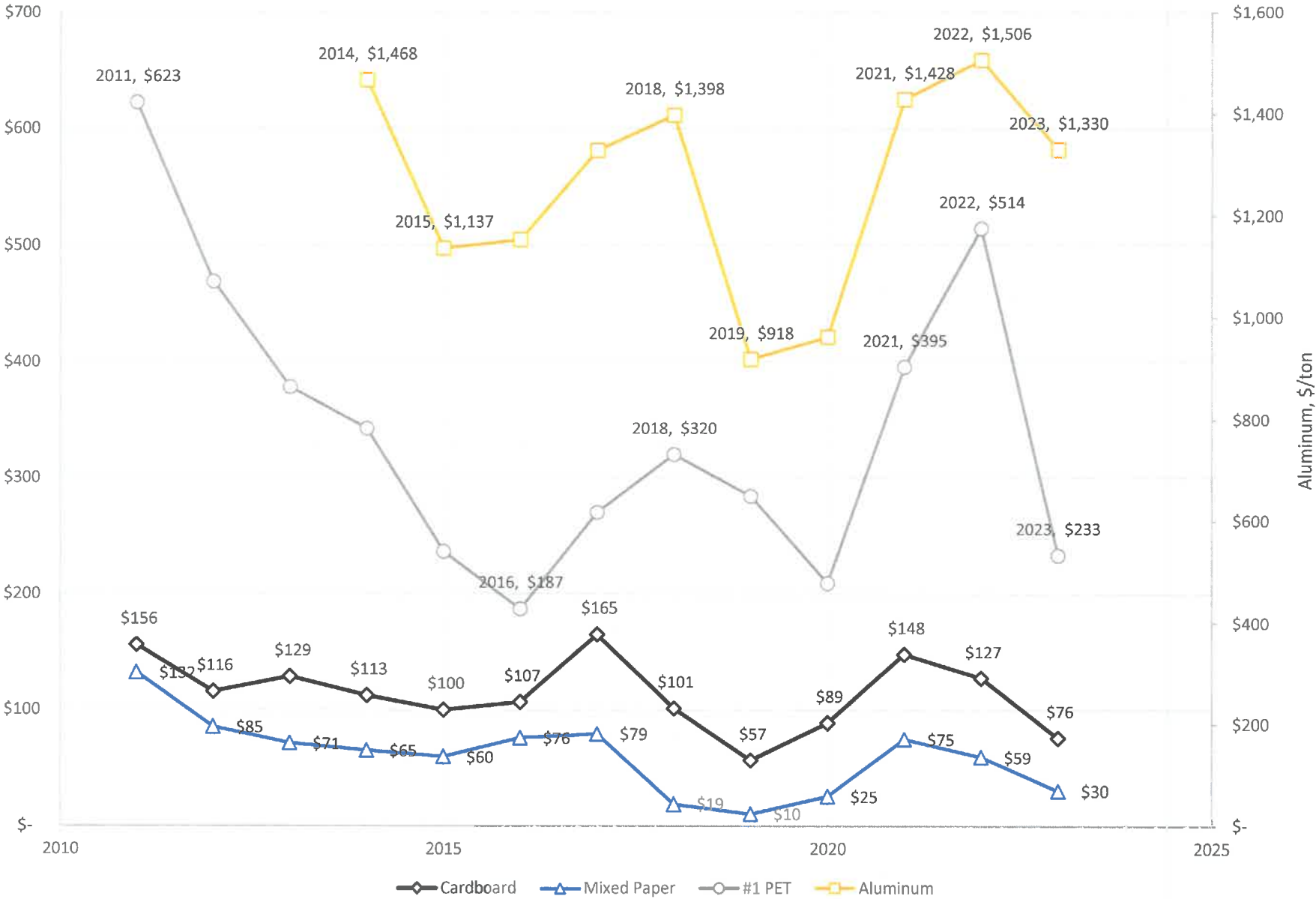
<b>Total Revenues</b>	<b>\$</b>	<b>104,248.70</b>
<b>Total Expense</b>	<b>\$</b>	<b>102,062.90</b>
<b>Net Revenue</b>	<b>\$</b>	<b>2,185.80</b>

## Materials Recovery Facility Trend Report - April 2024



Target Recycling					2024	2023	2022	2021	
Commodity	Loads	Tons	Pounds	\$\$\$\$	\$ per ton	\$ per ton	\$ per ton	\$ per ton	
January	Cardboard	35	162.39	324,780	\$18,674.85	\$115.00	\$45.00	\$175.00	\$ 95.00
	Mixed Paper	0	0.00	0	\$0.00	\$65.00	\$10.00	\$90.00	\$ 45.00
	PET	0	0.00	0	\$0.00	\$240.00	\$240.00	\$460.00	\$ 160.00
	Alum	0	0.00	0	\$0.00	\$1,200.00	\$1,400.00	\$1,720.00	\$ 1,030.00
	<b>totals</b>	<b>35</b>	<b>162.39</b>	<b>324,780</b>	<b>\$18,674.85</b>				
February	Cardboard	36	152.93	305,860	\$19,116.25	\$125.00	\$45.00	\$170.00	\$ 95.00
	Mixed Paper	0	0.00	0	\$0.00	\$75.00	\$10.00	\$85.00	\$ 40.00
	PET	0	0.00	0	\$0.00	\$315.00	\$280.00	\$460.00	\$ 190.00
	Alum	1	1.75	3,500	\$2,100.00	\$1,200.00	\$1,600.00	\$1,960.00	\$ 1,130.00
	<b>totals</b>	<b>37</b>	<b>154.68</b>	<b>305,860</b>	<b>\$21,216.25</b>				
March	Cardboard	35	158.16	316,320	\$21,351.60	\$135.00	\$45.00	\$165.00	\$ 100.00
	Mixed Paper	0	0.00	0	\$0.00	\$85.00	\$15.00	\$85.00	\$ 40.00
	PET	0	0.00	0	\$0.00	\$320.00	\$340.00	\$730.00	\$ 215.00
	Alum	0	0.00	0	\$0.00	\$1,280.00	\$1,400.00	\$1,980.00	\$ 1,280.00
	<b>totals</b>	<b>35</b>	<b>158.16</b>	<b>316,320</b>	<b>\$21,351.60</b>				
April	Cardboard	39	161.19	322,380	\$21,760.65	\$135.00	\$55.00	\$160.00	\$ 105.00
	Mixed Paper	0	0.00	0	\$0.00	\$85.00	\$20.00	\$85.00	\$ 40.00
	PET	0	0.00	0	\$0.00	\$300.00	\$320.00	\$980.00	\$ 300.00
	Alum	1	1.56	3,120	\$1,996.80	\$1,280.00	\$1,400.00	\$2,020.00	\$ 1,360.00
	<b>totals</b>	<b>40</b>	<b>162.75</b>	<b>322,380</b>	<b>\$23,757.45</b>				
May	Cardboard	0	0.00	0	\$0.00	\$0.00	\$65.00	\$155.00	\$ 110.00
	Mixed Paper	0	0.00	0	\$0.00	\$0.00	\$25.00	\$85.00	\$ 40.00
	PET	0	0.00	0	\$0.00	\$0.00	\$300.00	\$860.00	\$ 340.00
	Alum	0	0.00	0	\$0.00	\$0.00	\$1,400.00	\$1,350.00	\$ 1,360.00
	<b>totals</b>	<b>0</b>	<b>0.00</b>	<b>0</b>	<b>\$0.00</b>				
June	Cardboard	0	0.00	0	\$0.00	\$0.00	\$75.00	\$155.00	\$ 135.00
	Mixed Paper	0	0.00	0	\$0.00	\$0.00	\$30.00	\$85.00	\$ 65.00
	PET	0	0.00	0	\$0.00	\$0.00	\$200.00	\$840.00	\$ 500.00
	Alum	0	0.00	0	\$0.00	\$0.00	\$1,400.00	\$940.00	\$ 1,460.00
	<b>totals</b>	<b>0</b>	<b>0.00</b>	<b>0</b>	<b>\$0.00</b>				
July	Cardboard	0	0.00	0	\$0.00	\$0.00	\$75.00	\$165.00	\$ 155.00
	Mixed Paper	0	0.00	0	\$0.00	\$0.00	\$30.00	\$85.00	\$ 85.00
	PET	0	0.00	0	\$0.00	\$0.00	\$220.00	\$700.00	\$ 510.00
	Alum	0	0.00	0	\$0.00	\$0.00	\$1,200.00	\$1,300.00	\$ 1,300.00
	<b>totals</b>	<b>0</b>	<b>0.00</b>	<b>0</b>	<b>\$0.00</b>				
August	Cardboard	0	0.00	0	\$0.00	\$0.00	\$85.00	\$140.00	\$ 195.00
	Mixed Paper	0	0.00	0	\$0.00	\$0.00	\$30.00	\$55.00	\$ 110.00
	PET	0	0.00	0	\$0.00	\$0.00	\$165.00	\$240.00	\$ 555.00
	Alum	0	0.00	0	\$0.00	\$0.00	\$1,200.00	\$1,300.00	\$ 1,530.00
	<b>totals</b>	<b>0</b>	<b>0.00</b>	<b>0</b>	<b>\$0.00</b>				
September	Cardboard	0	0.00	0	\$0.00	\$0.00	\$95.00	\$95.00	\$ 205.00
	Mixed Paper	0	0.00	0	\$0.00	\$0.00	\$40.00	\$25.00	\$ 115.00
	PET	0	0.00	0	\$0.00	\$0.00	\$210.00	\$200.00	\$ 560.00
	Alum	0	0.00	0	\$0.00	\$0.00	\$1,300.00	\$1,300.00	\$ 1,670.00
	<b>totals</b>	<b>0</b>	<b>0.00</b>	<b>0</b>	<b>\$0.00</b>				
October	Cardboard	0	0.00	0	\$0.00	\$0.00	\$105.00	\$55.00	\$ 205.00
	Mixed Paper	0	0.00	0	\$0.00	\$0.00	\$45.00	\$10.00	\$ 115.00
	PET	0	0.00	0	\$0.00	\$0.00	\$0.00	\$240.00	\$ 560.00
	Alum	0	0.00	0	\$0.00	\$0.00	\$1,260.00	\$1,400.00	\$ 1,720.00
	<b>totals</b>	<b>0</b>	<b>0.00</b>	<b>0</b>	<b>\$0.00</b>				
November	Cardboard	0	0.00	0	\$0.00	\$0.00	\$110.00	\$45.00	\$ 195.00
	Mixed Paper	0	0.00	0	\$0.00	\$0.00	\$50.00	\$10.00	\$ 105.00
	PET	0	0.00	0	\$0.00	\$0.00	\$260.00	\$190.00	\$ 495.00
	Alum	0	0.00	0	\$0.00	\$0.00	\$1,200.00	\$1,400.00	\$ 1,720.00
	<b>totals</b>	<b>0</b>	<b>0.00</b>	<b>0</b>	<b>\$0.00</b>				
December	Cardboard	0	0.00	0	\$0.00	\$0.00	\$110.00	\$45.00	\$ 180.00
	Mixed Paper	0	0.00	0	\$0.00	\$0.00	\$55.00	\$10.00	\$ 95.00
	PET	0	0.00	0	\$0.00	\$0.00	\$260.00	\$270.00	\$ 360.00
	Alum	0	0.00	0	\$0.00	\$0.00	\$1,200.00	\$1,400.00	\$ 1,580.00
	<b>totals</b>	<b>0</b>	<b>0.00</b>	<b>0</b>	<b>\$0.00</b>				
<b>Totals</b>	<b>147</b>	<b>637.98</b>	<b>1,269,340</b>	<b>\$85,000.15</b>					
	<b>Loads</b>	<b>Tons</b>	<b>Pounds</b>	<b>\$\$\$\$</b>	<b>2024</b>	<b>2023</b>	<b>2022</b>	<b>2021</b>	
Cardboard	145	634.67	1,269,340	\$80,903.35	Avg \$ Year \$127.50	Avg \$ Year \$75.83	Avg \$ Year \$127.08	Avg \$ Year \$147.92	
Mixed Paper	0	0.00	0	\$0.00	\$77.50	\$30.00	\$59.17	\$74.58	
PET	0	0.00	0	\$0.00	\$293.75	\$232.92	\$514.17	\$395.42	
Alum	2	3.31	6,620	\$4,096.80	\$1,240.00	\$1,330.00	\$1,505.83	\$1,428.33	

### Historical Pricing, \$/ton



# April 2024

## TARGET RECYCLING AT SCHOOL MONTHLY REPORT

WWW.DWSWA.ORG  
706-278-5001

**Target Recycling**, managed by the Dalton-Whitfield Solid Waste Authority’s Recycling Center in Dalton, provides collection of recyclables at no charge to local businesses and schools interested in recycling. Recycling collection saves local school districts hundreds of dollars in waste collection fees each month.

## Overall Recycling Rates Top Five Schools for April 2024

During the month of April 2024 all of the schools recycling with Target Recycling collected a total of 54,400 pounds of recyclable materials for a recycling rate of 2.6 pounds per student.

That saves approximately 462 trees! It also weighs approximately 91 grizzly bears. We can “bear-ly” contain our excitement for the end of the year!

**Top Five School Performers**

School	School Pop.	Quantity (lbs)	Per-Capita (lb/student)
Learning Tree Elem. School Private	82	1,190	14.5
New Hope Elementary School	485	3,340	6.9
Dawnville Elem School	423	2,440	5.8
Cohutta Elementary School	298	1,540	5.2
Dug Gap Elementary School	355	1,590	4.5
<b>Total</b>	<b>1,643</b>	<b>10,100</b>	<b>6.1</b>

Recycling Rates are calculated by dividing the number of students at the school by the weight (in pounds) of the recyclables collected during a one-month period.

\* If there is an error in student population count for your school please call us to update the report at 706-278-5001.

## Individual School Recycling Rates

High Schools	School Population	Total Pounds	Per-Capita (lb/student)
Career Academy & Phoenix High	780	2240	2.9
Dalton High School	1395	4000	2.9
Coahulla Creek High School	1015	1200	1.2
North West High School	1142	1310	1.1
Southeast High School	1524	1660	1.1
<b>Totals</b>	<b>5,856</b>	<b>10,410</b>	<b>1.8</b>

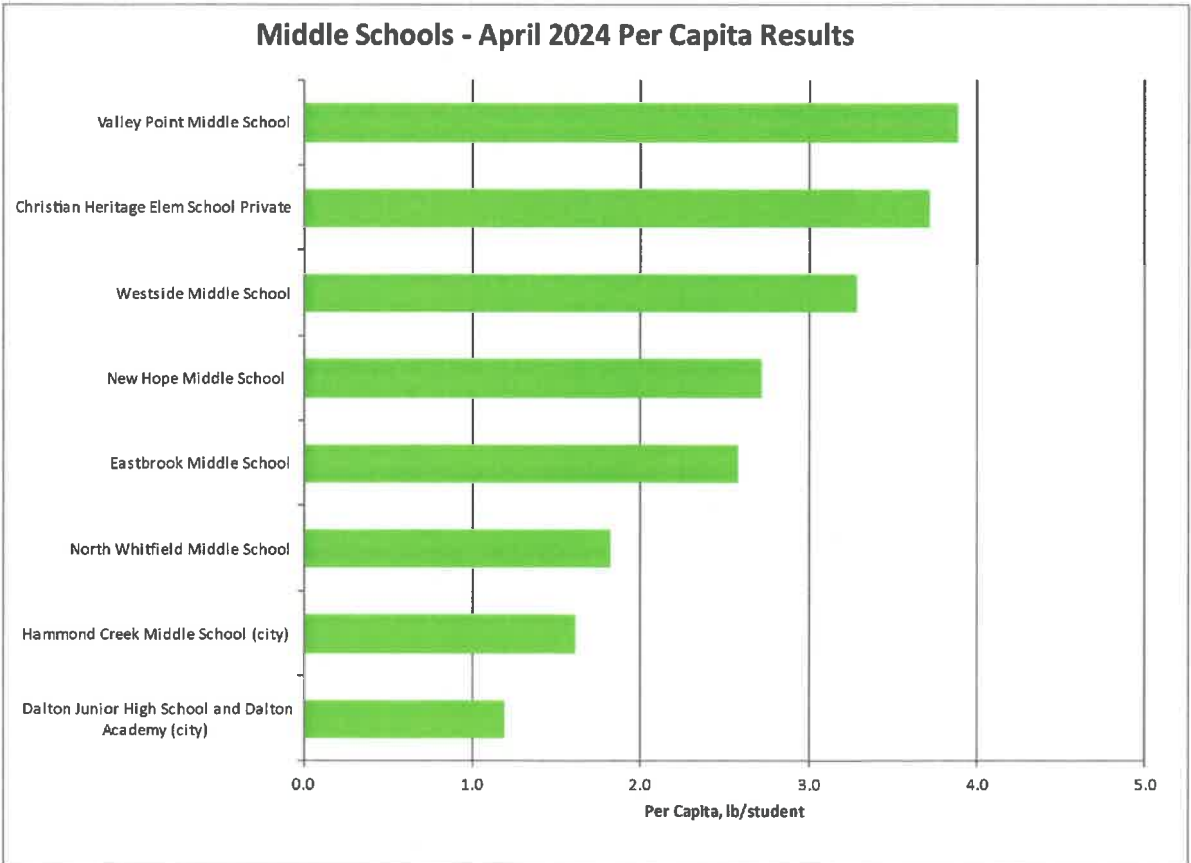
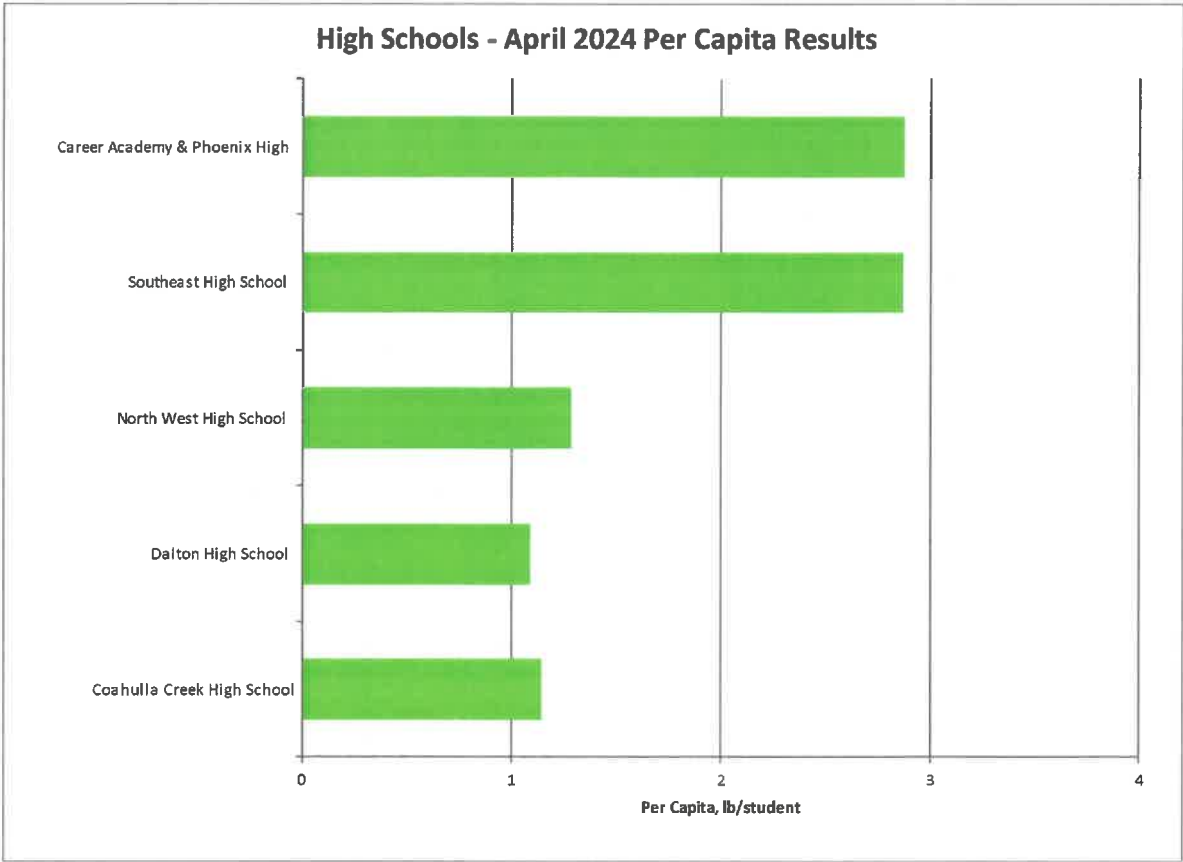
Target Recycling at School takes the collection program a step further by providing a complimentary Environmental Education program that teaches student to be more environmentally friendly.



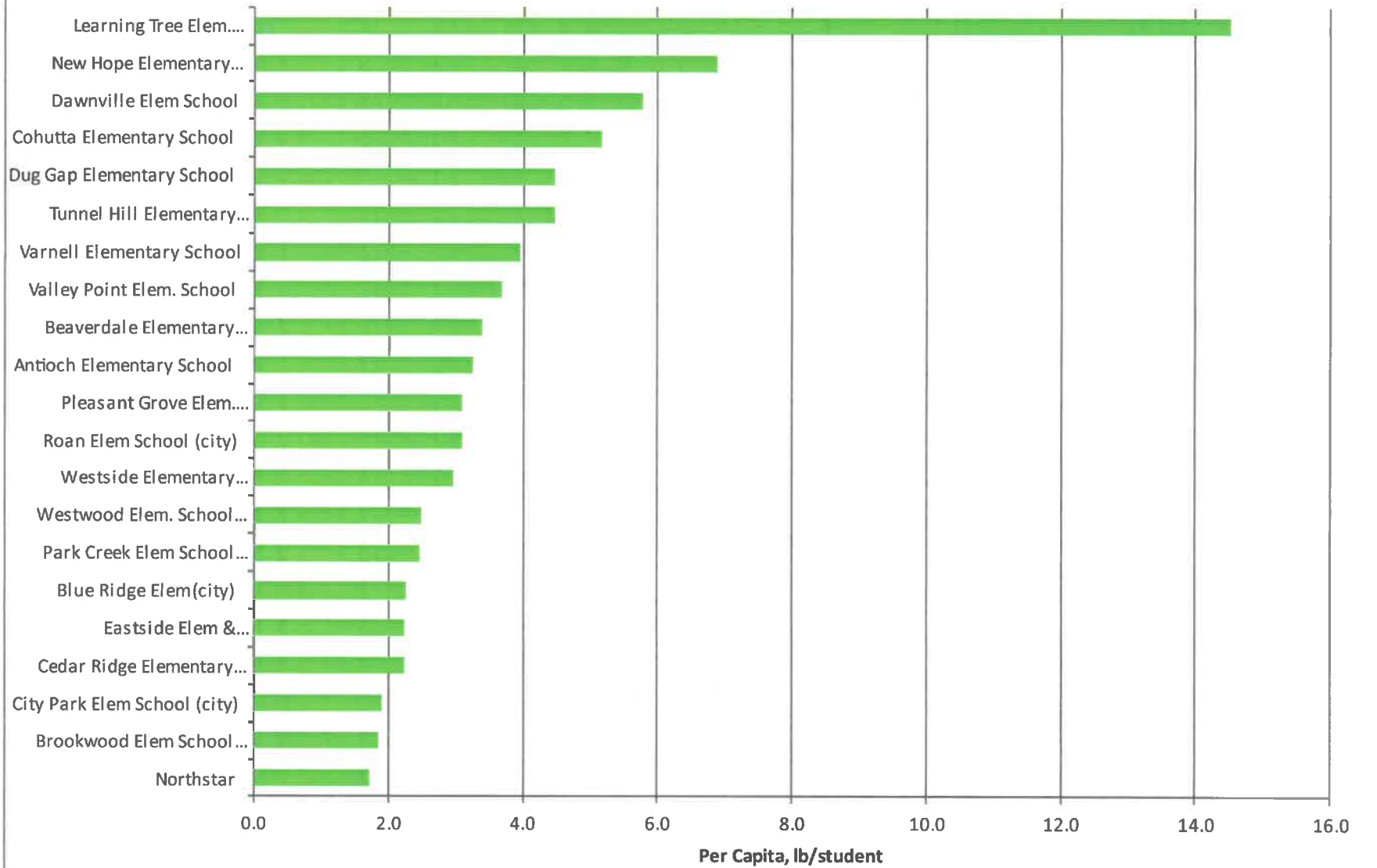
Middle Schools	School Population	Total Pounds	Per-Capita (lb/student)
Christian Heritage Elem School Private	371	1380	3.7
Dalton Junior High School and Dalton Academy	1527	1820	1.2
Eastbrook Middle School	629	1620	2.6
Hammond Creek Middle School (city)	1052	1700	1.6
New Hope Middle School	441	1200	2.7
North Whitfield Middle School	776	1420	1.8
Valley Point Middle School	419	1630	3.9
Westside Middle School	402	1320	3.3
<b>Totals</b>	<b>5,617</b>	<b>12,090</b>	<b>2.2</b>

Elementary Schools	School Population	Total Pounds	Per-Capita (lb/student)
Antioch Elementary School	470	1530	3.3
Beaverdale Elementary School	433	1470	3.4
Blue Ridge Elem (city)	629	1420	2.3
Brookwood Elem School (city)	701	1300	1.9
Cedar Ridge Elementary School	369	830	2.2
City Park Elem School (city)	706	1340	1.9
Cohutta Elementary School	298	1540	5.2
Dawnville Elem School	423	2440	5.8
Dug Gap Elementary School	355	1590	4.5
Eastside Elem & Crossroads Academy School	586	1320	2.3
Learning Tree Elem. School Private	82	1190	14.5
New Hope Elementary School	485	3340	6.9
Northstar	485	840	1.7
Park Creek Elem School (city)	578	1430	2.5
Pleasant Grove Elem. School	444	1380	3.1
Roan Elem School (city)	452	1400	3.1
Tunnel Hill Elementary School	306	1370	4.5
Valley Point Elem. School	419	1540	3.7
Varnell Elementary School	384	1520	4.0
Westside Elementary School	546	1620	3.0
Westwood Elem. School (city)	597	1490	2.5
<b>Totals</b>	<b>9,748</b>	<b>31,900</b>	<b>3.3</b>





### Elementary Schools - April 2024 Per Capita Results





**CONVENIENCE CENTERS -- VOLUNTARY DROP-OFF RECYCLING  
2024**

	January	February	March	QTR - 1	April	May	June	QTR - 2
<b>McGaughey Chapel</b>								
Waste	192.04	209.29	193.19	594.52	214.04			214.04
Recycle	13.71	10.41	14.08	38.20	12.35			12.35
Target Recycle	0.00	0.26	0.00	0.26	0.27			0.27
Total Recycled	13.71	10.67	14.08	38.46	12.62	0.00	0.00	12.62
<b>% RECYCLED</b>	<b>6.66%</b>	<b>4.85%</b>	<b>6.79%</b>	<b>6.08%</b>	<b>5.57%</b>	<b>#DIV/0!</b>	<b>#DIV/0!</b>	<b>5.57%</b>
<b>MLK</b>								
Waste	376.88	335.05	385.69	1,097.62	404.75			404.75
Recycle	33.65	28.80	31.47	93.92	31.15			31.15
Target Recycle	0.00	0.27	0.00	0.27	0.26			0.26
Total Recycled	33.65	29.07	31.47	94.19	31.41	0.00	0.00	31.41
<b>% RECYCLED</b>	<b>8.20%</b>	<b>7.98%</b>	<b>7.54%</b>	<b>7.90%</b>	<b>7.20%</b>	<b>#DIV/0!</b>	<b>#DIV/0!</b>	<b>7.20%</b>
<b>Old Dixie</b>								
Waste	241.27	303.32	285.39	829.98	334.72			334.72
Recycle	7.67	12.72	14.52	34.91	7.69			7.69
Target Recycle	0.00	0.23	0.00	0.23	0.24			0.24
Total Recycled	7.67	12.95	14.52	35.14	7.93	0.00	0.00	7.93
<b>% RECYCLED</b>	<b>3.08%</b>	<b>4.09%</b>	<b>4.84%</b>	<b>4.06%</b>	<b>2.31%</b>	<b>#DIV/0!</b>	<b>#DIV/0!</b>	<b>2.31%</b>
<b>Westside</b>								
Waste	170.30	162.22	175.02	507.54	193.69			193.69
Recycle	20.66	12.57	16.29	49.52	19.08			19.08
Target Recycle	0.00	0.25	0.00	0.25	0.25			0.25
Total Recycled	20.66	12.82	16.29	49.77	19.33	0.00	0.00	19.33
<b>% RECYCLED</b>	<b>10.82%</b>	<b>7.32%</b>	<b>8.51%</b>	<b>8.93%</b>	<b>9.07%</b>	<b>#DIV/0!</b>	<b>#DIV/0!</b>	<b>9.07%</b>