



# **DALTON-WHITFIELD REGIONAL SOLID WASTE MANAGEMENT AUTHORITY AGENDA**

**MARCH 20, 2023**

**4:00 PM**

**DALTON CITY HALL – MAYOR & COUNCIL CHAMBERS, 300 WAUGH STREET,  
DALTON, GEORGIA**

- I. Approval of Agenda**
- II. Public Hearing – Materials Recovery Facility (MRF) Major Modification  
Solid Waste Management Plan Consistency Hearing**
- III. Public Commentary**
- IV. OLD BUSINESS**
  - A. Approval of Minutes – February 20, 2023**
- V. NEW BUSINESS**
  - A. Financial & Operational Reports**
    1. Status of Accounts – February
    2. Rainfall Report
    3. Letter of Intent to purchase Aljon Compactor in 2024
  - B. Construction / Special Project Report**
    1. Phase 6 Cell 6 MSW Landfill Construction Update
  - C. Recycling / Other Reports**
    1. MRF Report – February
    2. Target Recycling Program Update
    3. Recovered Materials Markets
    4. School Recycling Report
    5. Curbside Recycling Report – City of Dalton
    6. Convenience Center Recycling
    7. Other
  - D. Executive Session – Litigation Update**
- VI. Adjourn**

**DALTON-WHITFIELD REGIONAL SOLID WASTE MANAGEMENT AUTHORITY  
P.O. BOX 1205 DALTON, GA 30722-1205  
TELEPHONE 706/277-2545 FAX 706/277-2546**

## NOTICE TO THE PUBLIC

### PUBLIC HEARING

The Dalton-Whitfield Regional Solid Waste Management Authority (DWRSWMA), in accordance with procedures for Solid Waste Management Plan (SWMP) consistency detailed in the local SWMP for Whitfield County, Cohutta, Dalton, Tunnel Hill, and Varnell (2018-2028), will hold a public meeting to discuss a major modification to the existing Materials Recovery Facility located at the Old Dixie Highway Landfill in Whitfield County. This public hearing will be held during the Dalton-Whitfield Solid Waste Management Authority meeting, on **Monday, March 20, 2023, at 4:00 PM, at the Dalton City Hall – 1<sup>st</sup> Floor, Mayor and Council Chambers, located at 300 Waugh Street, Dalton, GA.**



**Dalton-Whitfield Regional Solid Waste Management Authority**

**MINUTES FROM MEETING HELD February 20, 2023**

Tyree Goodlett called the meeting to order at 4:00 p.m.

Members present – David Pennington, Tyree Goodlett, Jevin Jensen, Greg Jones and Benny Dunn

Others present are listed below:

Henry Tharpe – Sponcler & Tharpe, Rob Estes – Estes & Walcott

Staff – Dirk Verhoeff, Seth Lassitter, Michael Foxx and Amy Hartline

**I. Approval of Agenda**

Members received and reviewed written copies of the February 20, 2023 agenda. The agenda was approved unanimously as follows:

**MOTION:** Dunn  
**SECOND:** Jensen

**II. Public Commentary**

There was no public commentary.

**III. AUTHORITY ORGANIZATIONAL ACTIONS**

**A. Appointments & Elections for 2023**

1. Chairperson (Tyree Goodlett)
2. Vice-Chairperson (Greg Jones)
3. Attorney (Henry Tharpe)
4. Auditor (Rob Estes)
5. Executive Director (Dirk Verhoeff)
6. Secretary – Treasurer (Dirk Verhoeff)
7. Citizen at Large Board Member (Benny Dunn)

**MOTION:** Pennington  
**SECOND:** Jensen

Board members unanimously elected the appointees for 2023 above on the previous motions.

**IV. OLD BUSINESS**

**A. Approval of Minutes – December 19, 2022**

Members received and reviewed written copies of the minutes from the December 19, 2022 meeting. The minutes were approved unanimously as follows:

**MOTION:** Jensen  
**SECOND:** Dunn

## V. NEW BUSINESS

### A. Financial & Operational Reports

1. Status of Accounts – December 2022 & January 2023

Dirk Verhoeff reviewed the status of accounts for December 2022. Revenues ended 12% above budget for 2022. All revenue line items were above budget with the exception of Landfill Gas. Revenues for 2023 are at budget through January 2023. The primary landfill operations budget ended under budget for 2022. Dirk stated that the Authority saw a net profit for the year.

2. Rainfall Report

Dirk Verhoeff reviewed the rainfall data through December 2022. Dirk reported that we received above normal rainfall five months out of the year. We ended the year 6% above normal.

3. Carpet Capital 10 Miler

Dirk briefed the Board on the goal to revive the Carpet Capital 10 Miler run along Highway 2 and McGaughey Chapel Road in Whitfield County. Race Director, Will Musto, coordinated and held the race in December 2022. He experienced a lot of traffic along McGaughey Chapel road, even when utilizing Whitfield County Sheriff's department to partially close roads. Will has approached Dirk Verhoeff requesting that we close or delay the opening of the McGaughey Chapel Road Convenience Center to accommodate the race route. In addition, he will be contacting Whitfield County Sheriff's Department about closing the road completely during the race. The Solid Waste Authority Board is open to having a delayed opening at the MCG location. The race begins at 9 AM and usually last two hours. MCG would open at 11 AM rather than 7 AM. It is Dirk's understanding that if the road cannot be completely shut down, the race would not occur.

4. MRF Elevated Sort Line Design/Build Approval

Dirk Verhoeff informed the Board that the SWA only received one quote for an elevated sort line to be installed in the MRF building located at the Old Dixie Hwy. Landfill. Dirk also reminded the Board that the Authority received a \$90k grant from Georgia EPD to go towards the project. Michael Foxx explained how the sort line would increase productivity and could possibly be used for dual stream recycling in the future. The Authority would be responsible for dropping power for the new equipment. Members received and reviewed written copies of a quote from Marathon for an elevated sort line in the amount of \$423,769.00 to be installed at the MRF. The purchase was approved unanimously as follows:

**MOTION:** Pennington

**SECOND:** Dunn

5. MRF Fork-Truck Purchase

Members were presented, and reviewed, three quotes for a fork-lift truck for the MRF. Dirk recommended Bailey Company because delivery from the lowest bidder would be in 2024. The purchase was approved unanimously as follows:

**MOTION:** Jones  
**SECOND:** Pennington

**B. Construction / Special Project Reports**

1. Phase 6 Cell 6 MSW Landfill Construction Update  
Seth Lassitter updated the Board on the Cell 6 landfill construction. Seth stated that the contractor has completed about half (1,500 ft) of the perimeter stormwater ditch. In addition, all of the perimeter environmental monitoring wells have been constructed and baseline ground water monitoring has been started. Finally, clay liner installation has started and the permeability test results have been passing.
2. MRF Permit Major Modification (Sort Line / 5-year permit update)  
Dirk Verhoeff informed the Board that the installation of an elevated sort line in the MRF changes the processes outline in the Design & Operational plans/permit. Because of this, a major modification of the D&O plans is required per Georgia EPD rule. Therefore, the Authority will be required to submit a major modification, update the D&O plans and hold public hearings to insure there is no opposition. In addition, the Dalton-Whitfield Solid Waste Management Plan, requires that the Authority Board to issue a recommendation and conformance letter to the Whitfield County Board of Commissioners since the project is in Whitfield County.
3. Balefill Expansion Update  
Dirk Verhoeff briefed the Board on the progress of the Balefill expansion. As mentioned in past meetings, the expansion will impair some waters of the State and requires mitigation. New information provided by the ecologist/engineers requires us to get a US Army Corps of Engineers individual permit which can take 12 to 18 months. A streamlined Nationwide permit is not an option due to past impacts of wetland and streams from Phase 6 MSW construction.
4. MRF Water Line Project  
Dirk Verhoeff reminded the Board that the 4-inch plastic water line that feeds the MRFs fire suppression system need to be replaced. Two leaks had to be repaired last year and we should expect more failures to come. Ellis Contracting provided at quote to replace the line via. directional bore of approximately 1,500 ft in the amount of \$62,500.00. The Board requested a revised quote to trench the line and to get additional quotes from other contractors.

**C. Recycling / Other Reports**

The board reviewed the following reports and heard highlights from each.

1. MRF Report –2022 and January 2023
2. Target Recycling Program Update
3. Recovered Materials Markets
4. School Recycling Report – December 2022 and January 2023
5. Curbside Recycling Report – City of Dalton – January
6. Communication, Education, Marketing Report
7. Convenience Center Recycling

**D. Enter into Executive Session**

A motion was made to enter into Executive Session to discuss potential litigation on the following motion:

**MOTION:** Jones

**SECOND:** Dunn

**E. Adjourn from Executive Session – (Litigation)**

The Authority adjourned from their Executive Session and returned to their regular meeting on the following motion.

**MOTION:** Dunn

**SECOND:** Jensen

**VI. Adjourn from Regular Meeting**

The Authority adjourned from their regular meeting on the following motion:

**MOTION:** Dunn

The Authority adjourned unanimously.

---

Tyree Goodlett, Chairman

---

Dirk Verhoeff, Secretary/Treasurer

---

Recorded & Approved

YEAR-TO-DATE BUDGET REPORT

FOR 2023 02

ACCOUNTS FOR:	ORIGINAL APPROP	REVISED BUDGET	YTD ACTUAL	MTD ACTUAL	ENCUMBRANCES	AVAILABLE BUDGET	PCT USE/COL
0050 LANDFILL-ENTERPRISE FUND							
<b>500001 REVENUES</b>							
500001 344200 MRF REVENUES	-300,000	-300,000	-11,055.10	-220.40	.00	-288,944.90	3.7%
500001 344250 RECYCLING REVENUE	-50,000	-50,000	-9,446.10	-6,138.00	.00	-40,553.90	18.9%
500001 344300 LFG REVENUE	-105,000	-105,000	.00	.00	.00	-105,000.00	.0%
500001 344400 LANDFILL FEES	-8,170,000	-8,170,000	-1,478,620.97	-755,156.62	.00	-6,691,379.03	18.1%
500001 344450 WETLAND CREDITS	0	0	-11,352.00	-11,352.00	.00	11,352.00	100.0%
500001 361400 INTEREST INCOME	-695,500	-695,500	-110,801.09	-52,268.84	.00	-584,698.91	15.9%
500001 389000 MISCELLANEOUS REVENU	-20,000	-20,000	-1,354.52	-561.94	.00	-18,645.48	6.8%
500001 392200 PROPERTY SALE (PF)	0	0	-3,893.00	-3,893.00	.00	3,893.00	100.0%
TOTAL REVENUES	-9,340,500	-9,340,500	-1,626,522.78	-829,590.80	.00	-7,713,977.22	17.4%

YEAR-TO-DATE BUDGET REPORT

FOR 2023 02

ACCOUNTS FOR:	ORIGINAL APPROP	REVISED BUDGET	YTD ACTUAL	MTD ACTUAL	ENCUMBRANCES	AVAILABLE BUDGET	PCT USE/COL
0050 LANDFILL-ENTERPRISE FUND							
<b>504210 LANDFILL DEVELOPMENT</b>							
504210 000610 ENGINEERING	250,000	250,000	2,525.25	2,525.25	.00	247,474.75	1.0%*
504210 000660 CELL CONSTRUCTION	3,049,000	3,049,000	7,810.52	.00	.00	3,041,189.48	.3%*
504210 000690 CONSTRUCTION QA/QC	215,000	215,000	31,491.33	31,491.33	.00	183,508.67	14.6%*
504210 000760 MATERIALS/CONTRACTS	200,000	200,000	.00	.00	.00	200,000.00	.0%
504210 000790 LEACHATE PRE-TREATME	40,900	40,900	29,217.80	29,217.80	.00	11,682.20	71.4%*
504210 001100 UNDERDRAINING	350,000	350,000	.00	.00	.00	350,000.00	.0%
504210 521210 PROFESSIONAL - LEGAL	2,000	2,000	.00	.00	.00	2,000.00	.0%
504210 579000 CONTINGENCY	10,000	10,000	.00	.00	.00	10,000.00	.0%
TOTAL LANDFILL DEVELOPMENT	4,116,900	4,116,900	71,044.90	63,234.38	.00	4,045,855.10	1.7%



YEAR-TO-DATE BUDGET REPORT

FOR 2023 02

ACCOUNTS FOR:	ORIGINAL	REVISED					AVAILABLE	PCT
0050 LANDFILL-ENTERPRISE FUND	APPROP	BUDGET	YTD ACTUAL	MTD ACTUAL	ENCUMBRANCES	BUDGET	USE/COL	
<b>504240 LANDFILL OPERATION</b>								
504240 000120 SAFETY PROGRAMS	15,000	15,000	1,691.36	141.36	.00	13,308.64	11.3%*	
504240 000190 REGULAR AUDIT	40,000	40,000	.00	.00	.00	40,000.00	.0%	
504240 000205 DALTON ALLOCATION	60,703	60,703	10,117.20	5,058.58	.00	50,585.80	16.7%*	
504240 000402 REPAIRS - TIRES	15,000	15,000	1,569.25	1,488.30	.00	13,430.75	10.5%*	
504240 000404 REPAIRS - LT EQUIPME	3,500	3,500	.00	.00	.00	3,500.00	.0%	
504240 000592 TIRE PURCHASES	38,000	38,000	2,648.91	1,879.22	.00	35,351.09	7.0%	
504240 000594 PURCHASES - LT EQUIP	14,000	14,000	569.00	.00	.00	13,431.00	4.1%	
504240 000610 ENGINEERING	50,000	50,000	.00	.00	.00	50,000.00	.0%	
504240 000760 MATERIALS/CONTRACTS	250,000	250,000	44,028.49	31,437.02	2,254.33	203,717.18	18.5%*	
504240 000770 BRUSH GRINDING	130,000	130,000	.00	.00	.00	130,000.00	.0%	
504240 001020 COMPUTER SOFTWARE SU	2,000	2,000	.00	.00	.00	2,000.00	.0%	
504240 001590 GEORGIA SUPERFUND EX	199,319	199,319	.00	.00	.00	199,319.00	.0%	
504240 001690 ENVIRONMENTAL TEST/M	65,000	65,000	516.40	.00	.00	64,483.60	.8%	
504240 001740 RECYCLING/EDUCATION	74,500	74,500	20,134.64	20,134.64	3,926.90	50,438.46	32.3%*	
504240 001742 RECYCLING EDUCATION	30,000	30,000	1,287.43	54.98	.00	28,712.57	4.3%*	
504240 001750 TIRE RECYCLING	50,000	50,000	2,241.00	.00	.00	47,759.00	4.5%*	
504240 039990 CAPITAL OUTLAY	1,148,000	1,148,000	32,394.73	23,394.78	.00	1,115,605.27	2.8%*	
504240 511100 WAGES - REGULAR	2,286,744	2,286,744	279,572.71	155,686.95	.00	2,007,171.29	12.2%*	
504240 511200 WAGES - PART TIME	56,065	56,065	6,537.60	4,065.67	.00	49,527.40	11.7%*	
504240 511300 WAGES - OVERTIME	299,833	299,833	37,903.17	22,576.17	.00	261,929.83	12.6%*	
504240 511310 WAGES - BONUS	4,500	4,500	.00	.00	.00	4,500.00	.0%	
504240 512100 GROUP INSURANCE	415,000	415,000	69,540.28	34,770.14	.00	345,459.72	16.8%*	
504240 512200 FICA & MEDICARE	202,162	202,162	26,712.89	13,108.80	.00	175,449.11	13.2%*	
504240 512401 RETIREMENT DCP	242,357	242,357	27,583.27	13,592.10	.00	214,773.73	11.4%*	
504240 512402 RETIREMENT DBP	26,749	26,749	5,358.62	2,649.08	.00	21,390.38	20.0%*	
504240 512600 UNEMPLOYMENT COMPENS	5,000	5,000	.00	.00	.00	5,000.00	.0%	
504240 512700 WORKERS COMPENSATION	72,300	72,300	.00	.00	.00	72,300.00	.0%	
504240 512900 OTHER EMPLOYEE BENEF	13,306	13,306	1,011.30	.00	.00	12,294.70	7.6%*	
504240 521210 PROFESSIONAL - LEGAL	116,000	116,000	997.50	997.50	.00	115,002.50	.9%*	
504240 522210 BUILDING MAINTENANCE	35,000	35,000	134.86	134.86	.00	34,865.14	.4%	
504240 522220 EQUIPMENT MAINT & RE	75,000	75,000	8,593.00	7,865.50	.00	66,407.00	11.5%	
504240 522320 RENTAL - EQUIPMENT	10,000	10,000	.00	.00	.00	10,000.00	.0%	
504240 523100 INSURANCE COMMERCIAL	85,000	85,000	.00	.00	.00	85,000.00	.0%	
504240 523200 COMMUNICATIONS	29,000	29,000	3,380.83	1,785.68	218.47	25,400.70	12.4%*	
504240 523300 ADVERTISING	3,000	3,000	.00	.00	.00	3,000.00	.0%	
504240 523620 CREDIT CARD & BANK F	25,000	25,000	3,008.75	1,587.28	.00	21,991.25	12.0%*	
504240 531100 SUPPLIES - GENERAL	11,000	11,000	2,524.30	1,610.10	132.18	8,343.52	24.1%*	
504240 531110 SUPPLIES - OFFICE	8,810	8,810	608.67	483.77	.00	8,201.33	6.9%*	
504240 531120 UNIFORMS	30,000	30,000	3,791.98	1,867.14	.00	26,208.02	12.6%*	
504240 531140 SUPPLIES - PARTS	190,000	190,000	25,375.15	13,556.80	560.49	164,064.36	13.7%	

YEAR-TO-DATE BUDGET REPORT

FOR 2023 02

ACCOUNTS FOR: 0050	LANDFILL-ENTERPRISE FUND	ORIGINAL APPROP	REVISED BUDGET	YTD ACTUAL	MTD ACTUAL	ENCUMBRANCES	AVAILABLE BUDGET	PCT USE/COL
504240	531200 UTILITIES	95,000	95,000	12,477.35	6,216.86	1,034.89	81,487.76	14.2%
504240	531200 360L UTILITIES	110,000	110,000	18,498.28	9,276.15	.00	91,501.72	16.8%*
504240	531250 OIL - LUBRICANTS	35,000	35,000	908.97	908.97	.00	34,091.03	2.6%*
504240	531270 GASOLINE	45,000	45,000	37,938.13	9,441.00	.00	7,061.87	84.3%*
504240	531275 DIESEL	450,000	450,000	49,138.25	49,138.25	.00	400,861.75	10.9%*
504240	531600 SMALL EQUIPMENT <\$5,	30,000	30,000	979.12	979.12	.00	29,020.88	3.3%
504240	531700 OTHER SUPPLIES	5,000	5,000	.00	.00	.00	5,000.00	.0%
504240	579000 CONTINGENCY	100,000	100,000	.00	.00	.00	100,000.00	.0%
TOTAL LANDFILL OPERATION		7,296,848	7,296,848	739,773.39	435,886.77	8,127.26	6,548,947.35	10.2%

YEAR-TO-DATE BUDGET REPORT

FOR 2023 02

ACCOUNTS FOR: 0050	LANDFILL-ENTERPRISE FUND	ORIGINAL APPROP	REVISED BUDGET	YTD ACTUAL	MTD ACTUAL	ENCUMBRANCES	AVAILABLE BUDGET	PCT USE/COL
<b>504260 METHANE GAS OPERATIONS</b>								
504260	000610	ENGINEERING	8,500	8,500	700.00	700.00	.00	7,800.00 8.2%*
504260	000625	TREATMENT EQUIP MAIN	20,000	20,000	1,091.35	1,030.00	.00	18,908.65 5.5%*
504260	000690	CONSTRUCTION QA/QC	20,000	20,000	.00	.00	.00	20,000.00 .0%
504260	000760	MATERIALS/CONTRACTS	5,000	5,000	26.10	.00	.00	4,973.90 .5%*
504260	522320	RENTAL - EQUIPMENT	2,000	2,000	.00	.00	.00	2,000.00 .0%
504260	523100	INSURANCE COMMERCIAL	85,000	85,000	.00	.00	.00	85,000.00 .0%
504260	531200	UTILITIES	25,000	25,000	3,307.14	1,724.80	.00	21,692.86 13.2%*
504260	579000	CONTINGENCY	10,000	10,000	.00	.00	.00	10,000.00 .0%
TOTAL METHANE GAS OPERATIONS			175,500	175,500	5,124.59	3,454.80	.00	170,375.41 2.9%

YEAR-TO-DATE BUDGET REPORT

FOR 2023 02

ACCOUNTS FOR:	ORIGINAL APPROP	REVISED BUDGET	YTD ACTUAL	MTD ACTUAL	ENCUMBRANCES	AVAILABLE BUDGET	PCT USE/COL
0050 LANDFILL-ENTERPRISE FUND							
<b>504290 LANDFILL CLOSURE</b>							
504290 000570 SEDIMENTATION/EROSIO	5,000	5,000	.00	.00	.00	5,000.00	.0%
504290 000610 ENGINEERING	15,000	15,000	.00	.00	.00	15,000.00	.0%
504290 000880 GROUNDWATER MONITORI	45,000	45,000	.00	.00	.00	45,000.00	.0%
504290 001520 VEG MAINTENANCE	5,000	5,000	.00	.00	.00	5,000.00	.0%
504290 001530 CAP MAINTENANCE	20,000	20,000	.00	.00	.00	20,000.00	.0%
504290 001545 METHANE - O & M	10,000	10,000	.00	.00	.00	10,000.00	.0%
504290 001560 ROAD UPKEEP/REPAIRS	20,000	20,000	.00	.00	.00	20,000.00	.0%
504290 531200 UTILITIES	5,000	5,000	333.00	170.00	.00	4,667.00	6.7%
TOTAL LANDFILL CLOSURE	125,000	125,000	333.00	170.00	.00	124,667.00	.3%
TOTAL LANDFILL-ENTERPRISE FUND	2,373,748	2,373,748	-810,246.90	-326,844.85	8,127.26	3,175,867.64	-33.8%
TOTAL REVENUES	-9,340,500	-9,340,500	-1,626,522.78	-829,590.80	.00	-7,713,977.22	
TOTAL EXPENSES	11,714,248	11,714,248	816,275.88	502,745.95	8,127.26	10,889,844.86	

Monthly Rainfall 2022  
Old Dixie Hwy MSWL

Date	January	February	March	April	May	June	July	August	September	October	November	December
1	0.01	0.02										
2	0.02	0.96	0.72									
3	1.07	0.01	0.77									
4	1.08											
5												
6												
7												
8	0.65	0.09										
9		0.06	0.04									
10			0.17									
11		0.18	0.08									
12	0.71	0.53	1.18									
13												
14												
15		0.02										
16		0.61										
17	0.47	1.01										
18	0.01											
19	0.16											
20												
21												
22	0.45											
23	0.01	0.01										
24		0.14										
25	1.19	0.25										
26		0.01										
27		0.02										
28												
29	0.27											
30	0.28											
31	0.30											
<b>Total</b>	<b>6.68</b>	<b>3.92</b>	<b>2.96</b>	<b>0.00</b>	<b>0.00</b>	<b>0.00</b>	<b>0.00</b>	<b>0.00</b>	<b>0.00</b>	<b>0.00</b>	<b>0.00</b>	<b>0.00</b>
<i>Normal</i>	5.86	4.93	6.34	4.30	4.28	4.38	4.76	3.65	5.00	3.31	4.79	4.92
<b>% of Normal</b>	<b>114%</b>	<b>80%</b>	<b>47%</b>	<b>0%</b>	<b>0%</b>	<b>0%</b>	<b>0%</b>	<b>0%</b>	<b>0%</b>	<b>0%</b>	<b>0%</b>	<b>0%</b>
<b>YTD</b>	<b>6.68</b>	<b>10.60</b>	<b>13.56</b>	<b>13.56</b>	<b>13.56</b>	<b>13.56</b>	<b>13.56</b>	<b>13.56</b>	<b>13.56</b>	<b>13.56</b>	<b>13.56</b>	<b>13.56</b>
<i>YTD Normal</i>	5.86	10.79	17.13	21.43	25.71	30.09	34.85	38.50	43.50	46.81	51.60	56.52
<b>% of Normal</b>	<b>114%</b>	<b>98%</b>	<b>79%</b>	<b>63%</b>	<b>53%</b>	<b>45%</b>	<b>39%</b>	<b>35%</b>	<b>31%</b>	<b>29%</b>	<b>26%</b>	<b>24%</b>



## Quote

**DATE:** March 16, 2023

**SELLER:**

Al-jon by C&C MFG. LLC  
 15075 Aljon Avenue  
 Ottumwa, IA 52501  
 Contact: Mike Stout  
 612-845-8170  
[mike.stout@candcmfg.net](mailto:mike.stout@candcmfg.net)

**PURCHASER:**

Dalton-Whitfield Regional Solid Waste  
 587 Gazaway Rd.  
 Dalton GA. 30722  
 Dirk Verhoeff  
 706-260-9390  
[dverhoeff@dwswwa.org](mailto:dverhoeff@dwswwa.org)

CONFIGURATION	WARRANTY	PRICE
<p><b>2023 Aljon Series 525 Landfill Compactor:</b></p> <p><b>Engine:</b> Tier 4 VOLVO PENTA Engine TAD1374VE (543 HP)</p> <p><b>Wheel &amp; Cleats:</b>            2" X 48" X 58" Terra I-Beam Wheels            8.5 inch - Terra - Twist Torque <b>Cast</b> Cleats with hard faced tips and 5.5 inch offset from inside. 30 cleats per wheel (120 total)</p> <p><b>15'3" Straight Blade</b></p> <p><b>Top Mounted Strobe Light</b></p> <p><b>Dark Window Tint</b></p> <p><b>Heavy Duty Seat</b></p> <p><b>Auto Lube System</b></p> <p><b>Fire Suppression System</b></p> <p><b>Parts and Service manuals</b></p> <p><b>Telematics</b></p>	<p><b>WARRANTY INCLUDED IN PURCHASE PRICE:</b></p> <p>Total Full Machine Coverage: One (1) Year or 2,000 Hours, whichever comes first.</p> <p>Volvo Penta Engine warranty: Five (5) Years or 10,000 Hours</p> <p>Wire Wrap Damage/Wheel Structure: Five (5) Years or 10,000 Hours.</p> <p>Terra Cleat warranty: (4) Years or 10,000 hours. Terra Cleat warranty will be underwritten by Terra not C&amp;C Mfg.</p> <p>5 Yr /10,000 hour powertrain warranty</p>	<p><b><u>SALE PRICE \$ 999,889.00</u></b>            Plus, applicable taxes. Price includes delivery, set up and training.</p> <p><b><u>TRADE – IN \$90,000.00</u></b>            2015 – ADV 525            SN 15139            CAT engine            Bonfiglioli final drives            8288 Hours            Terra I-Beam wheels            Terra -twist cleats</p> <p>Note - machine must have clean oil samples prior to taking the trade at the amount offered</p> <p><b><u>NET SALES PRICE AFTER TRADE</u></b>  <b>\$909,889.00</b></p>

**NOTE – Price valid based on receipt of letter of intent March 2023 – Delivery January 2024.**

Approved

Authorized Purchaser:

PO #

Date:

**Material Recovery Facility  
Monthly Revenues / Expenditures  
February-23**

<b><u>MRF Revenues</u></b>		Loads						
User Fees	329	1527.46 tons	\$	77,707.50				
OCC	8	180.84 tons	\$	8,137.80				
Mixed Paper	2	44.01 tons	\$	440.10				
Aluminum	0	0.00 tons	\$	-				
Bi-metal	0	0.00 tons	\$	-				
Glass	0	0.00 tons	\$	-				
#1 PET	0	0.00 tons	\$	-				
HDPE	0	0.00 tons	\$	-				
PP Carpet	0	0.00 tons	\$	-		Sale Loads	10	
N 6 Carpet	0	0.00 tons	\$	-		Sale Tons	224.85	
N 66 Carpet	0	0.00 tons	\$	-		Sale Dollars	\$ 8,577.90	
Carpet Pad / Cusl	0	0.00 tons	\$	-				
Mixed Carpet/Roll	0	0.00 tons	\$	-				
Mixed Plastic 1-7	0	0.00 tons	\$	-				
Contract Bales	0	0.00 tons	\$	-				
							<b>Revenues</b>	<b>\$ 86,285.40</b>

<b><u>MRF Expenses</u></b>							
<b>Labor</b>	Wages & Benefits		\$	37,552.67			
	Temp Labor		\$	14,805.40			
	Inmate Labor		\$	-	Labor	\$	52,358.07
<b>Fixed</b>	Electric		\$	2,303.04			
	Security System		\$	56.67			
	Propane		\$	522.88			
	Insurance - Average		\$	153.50			
	Water		\$	341.33			
	Telephone		\$	201.92			
	Cell		\$	59.24	Fixed	\$	3,638.58
<b>City Curbside</b>	Revenue Sharing	64	63.00 tons @	\$ 30.00	ton Curbside	\$	1,890.00
<b>Supplies</b>	Baling Wire		308 Bales @	\$ 4.00	bale	\$	1,232.00
	<i>Supplies</i>					\$	86.82
<b>Recycling Pulls</b>	Internal Rolloff		43 pulls @	\$ 110.00	ea	\$	4,730.00
<b>Glass Transportation</b>			0 pulls @	\$ 365.00	ea	\$	-
<b>Electronics Recycling</b>						\$	-
<b>Vehicle</b>	Fuel and Lube					\$	2,150.00
<b>Balefill/Disposal</b>	D-W to Bale Fill	2	4.00 tons @	\$ 21.75		\$	87.00
	D-Bale (others)	0	0.00 tons @	\$ 21.75		\$	-
	Residual Waste	0	0.00 tons @	\$ 22.75		\$	-
	MRF--Landfill	101	1199.85 tons @	\$ 22.75		\$	27,296.59
<b>Repair/Maintenance</b>			2% of Annual Cost			\$	502.50
	<i>Repairs/Maint</i>					\$	15,043.16

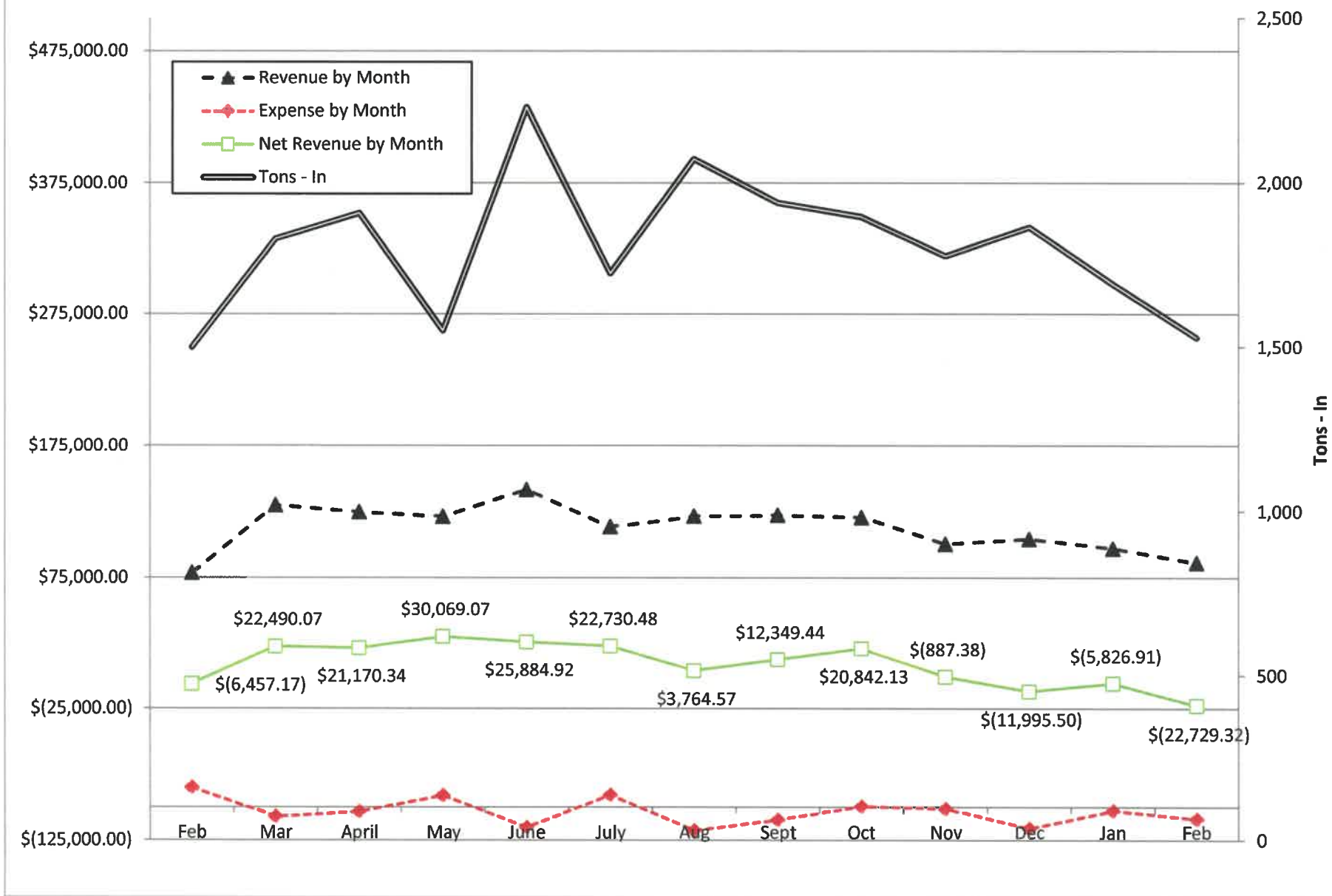
<b><u>NON Cash Expenses</u></b>	
<b>Baler Depreciation</b>	\$ 2,353.70
<b>Building Depreciation</b>	\$ 6,119.46
	\$ 8,473.16

**Expenses \$ 109,014.72**

<b>NOTES</b>	
Avoided Disposal Fees	\$ 14,238.84
Saved Airspace	517.78 cy

**Total Revenues \$ 86,285.40**  
**Total Expense \$ 109,014.72**  
**Net Revenue \$ (22,729.32)**

## Materials Recovery Facility Trend Report -February 2023





Target Recycling					2023	2022	2021	2020	
Commodity	Loads	Tons	Pounds	\$\$\$\$	\$ per ton	\$ per ton	\$ per ton	\$ per ton	
January	Cardboard	34	142.94	285,880	\$6,432.30	\$45.00	\$175.00	\$ 95.00	\$ 45.00
	Mixed Paper	1	2.36	4,720	\$23.60	\$10.00	\$90.00	\$ 45.00	\$ 10.00
	PET	0	0.00	0	\$0.00	\$240.00	\$460.00	\$ 160.00	\$ 220.00
	Alum	1	1.00	2,000	\$1,400.00	\$1,400.00	\$1,720.00	\$ 1,030.00	\$ 840.00
	<b>totals</b>	<b>36</b>	<b>146.30</b>	<b>290,600</b>	<b>\$7,855.90</b>				
February	Cardboard	31	146.78	293,560	\$6,605.10	\$45.00	\$170.00	\$ 95.00	\$ 50.00
	Mixed Paper	1	4.76	9,520	\$47.60	\$10.00	\$85.00	\$ 40.00	\$ 5.00
	PET	0	0.00	0	\$0.00	\$280.00	\$460.00	\$ 190.00	\$ 240.00
	Alum	0	0.00	0	\$0.00	\$1,600.00	\$1,960.00	\$ 1,130.00	\$ 960.00
	<b>totals</b>	<b>32</b>	<b>151.54</b>	<b>303,080</b>	<b>\$6,652.70</b>				
March	Cardboard	0	0.00	0	\$0.00	\$0.00	\$165.00	\$ 100.00	\$ 60.00
	Mixed Paper	0	0.00	0	\$0.00	\$0.00	\$85.00	\$ 40.00	\$ 5.00
	PET	0	0.00	0	\$0.00	\$0.00	\$730.00	\$ 215.00	\$ 250.00
	Alum	0	0.00	0	\$0.00	\$0.00	\$1,980.00	\$ 1,280.00	\$ 760.00
	<b>totals</b>	<b>0</b>	<b>0.00</b>	<b>0</b>	<b>\$0.00</b>				
April	Cardboard	0	0.00	0	\$0.00	\$0.00	\$160.00	\$ 105.00	\$ 95.00
	Mixed Paper	0	0.00	0	\$0.00	\$0.00	\$85.00	\$ 40.00	\$ 10.00
	PET	0	0.00	0	\$0.00	\$0.00	\$980.00	\$ 300.00	\$ 200.00
	Alum	0	0.00	0	\$0.00	\$0.00	\$2,020.00	\$ 1,360.00	\$ 760.00
	<b>totals</b>	<b>0</b>	<b>0.00</b>	<b>0</b>	<b>\$0.00</b>				
May	Cardboard	0	0.00	0	\$0.00	\$0.00	\$155.00	\$ 110.00	\$ 135.00
	Mixed Paper	0	0.00	0	\$0.00	\$0.00	\$85.00	\$ 40.00	\$ 25.00
	PET	0	0.00	0	\$0.00	\$0.00	\$860.00	\$ 340.00	\$ 200.00
	Alum	0	0.00	0	\$0.00	\$0.00	\$1,350.00	\$ 1,360.00	\$ 760.00
	<b>totals</b>	<b>0</b>	<b>0.00</b>	<b>0</b>	<b>\$0.00</b>				
June	Cardboard	0	0.00	0	\$0.00	\$0.00	\$155.00	\$ 135.00	\$ 100.00
	Mixed Paper	0	0.00	0	\$0.00	\$0.00	\$85.00	\$ 65.00	\$ 25.00
	PET	0	0.00	0	\$0.00	\$0.00	\$840.00	\$ 500.00	\$ 190.00
	Alum	0	0.00	0	\$0.00	\$0.00	\$940.00	\$ 1,460.00	\$ 760.00
	<b>totals</b>	<b>0</b>	<b>0.00</b>	<b>0</b>	<b>\$0.00</b>				
July	Cardboard	0	0.00	0	\$0.00	\$0.00	\$165.00	\$ 155.00	\$ 80.00
	Mixed Paper	0	0.00	0	\$0.00	\$0.00	\$85.00	\$ 85.00	\$ 25.00
	PET	0	0.00	0	\$0.00	\$0.00	\$700.00	\$ 510.00	\$ 190.00
	Alum	0	0.00	0	\$0.00	\$0.00	\$1,300.00	\$ 1,300.00	\$ 780.00
	<b>totals</b>	<b>0</b>	<b>0.00</b>	<b>0</b>	<b>\$0.00</b>				
August	Cardboard	0	0.00	0	\$0.00	\$0.00	\$140.00	\$ 195.00	\$ 80.00
	Mixed Paper	0	0.00	0	\$0.00	\$0.00	\$55.00	\$ 110.00	\$ 25.00
	PET	0	0.00	0	\$0.00	\$0.00	\$240.00	\$ 555.00	\$ 180.00
	Alum	0	0.00	0	\$0.00	\$0.00	\$1,300.00	\$ 1,530.00	\$ 1,020.00
	<b>totals</b>	<b>0</b>	<b>0.00</b>	<b>0</b>	<b>\$0.00</b>				
September	Cardboard	0	0.00	0	\$0.00	\$0.00	\$95.00	\$ 205.00	\$ 80.00
	Mixed Paper	0	0.00	0	\$0.00	\$0.00	\$25.00	\$ 115.00	\$ 30.00
	PET	0	0.00	0	\$0.00	\$0.00	\$200.00	\$ 560.00	\$ 170.00
	Alum	0	0.00	0	\$0.00	\$0.00	\$1,300.00	\$ 1,670.00	\$ 980.00
	<b>totals</b>	<b>0</b>	<b>0.00</b>	<b>0</b>	<b>\$0.00</b>				
October	Cardboard	0	0.00	0	\$0.00	\$0.00	\$55.00	\$ 205.00	\$ 80.00
	Mixed Paper	0	0.00	0	\$0.00	\$0.00	\$10.00	\$ 115.00	\$ 35.00
	PET	0	0.00	0	\$0.00	\$0.00	\$240.00	\$ 560.00	\$ 140.00
	Alum	0	0.00	0	\$0.00	\$0.00	\$1,400.00	\$ 1,720.00	\$ 980.00
	<b>totals</b>	<b>0</b>	<b>0.00</b>	<b>0</b>	<b>\$0.00</b>				
November	Cardboard	0	0.00	0	\$0.00	\$0.00	\$45.00	\$ 195.00	\$ 80.00
	Mixed Paper	0	0.00	0	\$0.00	\$0.00	\$10.00	\$ 105.00	\$ 40.00
	PET	0	0.00	0	\$0.00	\$0.00	\$190.00	\$ 495.00	\$ 160.00
	Alum	0	0.00	0	\$0.00	\$0.00	\$1,400.00	\$ 1,720.00	\$ 940.00
	<b>totals</b>	<b>0</b>	<b>0.00</b>	<b>0</b>	<b>\$0.00</b>				
December	Cardboard	0	0.00	0	\$0.00	\$0.00	\$45.00	\$ 180.00	\$ 90.00
	Mixed Paper	0	0.00	0	\$0.00	\$0.00	\$10.00	\$ 95.00	\$ 45.00
	PET	0	0.00	0	\$0.00	\$0.00	\$270.00	\$ 360.00	\$ 160.00
	Alum	0	0.00	0	\$0.00	\$0.00	\$1,400.00	\$ 1,580.00	\$ 1,040.00
	<b>totals</b>	<b>0</b>	<b>0.00</b>	<b>0</b>	<b>\$0.00</b>				
<b>Totals</b>	<b>68</b>	<b>297.84</b>	<b>593,680</b>	<b>\$14,508.60</b>					
	<b>Loads</b>	<b>Tons</b>	<b>Pounds</b>	<b>\$\$\$\$</b>	<b>2023</b>	<b>2022</b>	<b>2021</b>	<b>2020</b>	
Cardboard	65	289.72	579,440	\$13,037.40	Avg \$ Year \$45.00	Avg \$ Year \$127.08	Avg \$ Year \$147.92	Avg \$ Year \$81.25	
Mixed Paper	2	7.12	14,240	\$71.20	\$10.00	\$59.17	\$74.58	\$23.33	
PET	0	0.00	0	\$0.00	\$260.00	\$514.17	\$395.42	\$191.67	
Alum	1	1.00	2,000	\$1,400.00	\$1,500.00	\$1,505.83	\$1,428.33	\$881.67	

# February 2023

## TARGET RECYCLING AT SCHOOL MONTHLY REPORT

WWW.DSWA.ORG  
706-278-5001

**Target Recycling**, managed by the Dalton-Whitfield Solid Waste Authority's Recycling Center in Dalton, provides collection of recyclables at no charge to local businesses and schools interested in recycling. Recycling collection saves local school districts hundreds of dollars in waste collection fees each month.

## Overall Recycling Rates Top Five Schools for February 2023

During the month of February 2023 all of the schools recycling with Target Recycling collected a total of 42,450 pounds of recyclable materials for a recycling rate of 2.0 pounds per student.

That saves approximately 361 trees! It also weighs approximately 28 grizzly bears! Let's Roar for School Recycling in March!

School	School Pop.	Quantity (lbs)	Per-Capita (lb/student)
Learning Tree Elem. School Private	79	880	11.1
New Hope Elementary School	515	5,330	10.3
Westside Elementary School	561	2,020	3.6
Christian Heritage Elem School Private	354	1,080	3.1
Tunnel Hill Elementary School	302	910	3.0
<b>Total</b>	<b>1,811</b>	<b>10,220</b>	<b>5.6</b>

Recycling Rates are calculated by dividing the number of students at the school by the weight (in pounds) of the recyclables collected during a one-month period.

\* If there is an error in student population count for your school please call us to update the report at 706-278-5001.

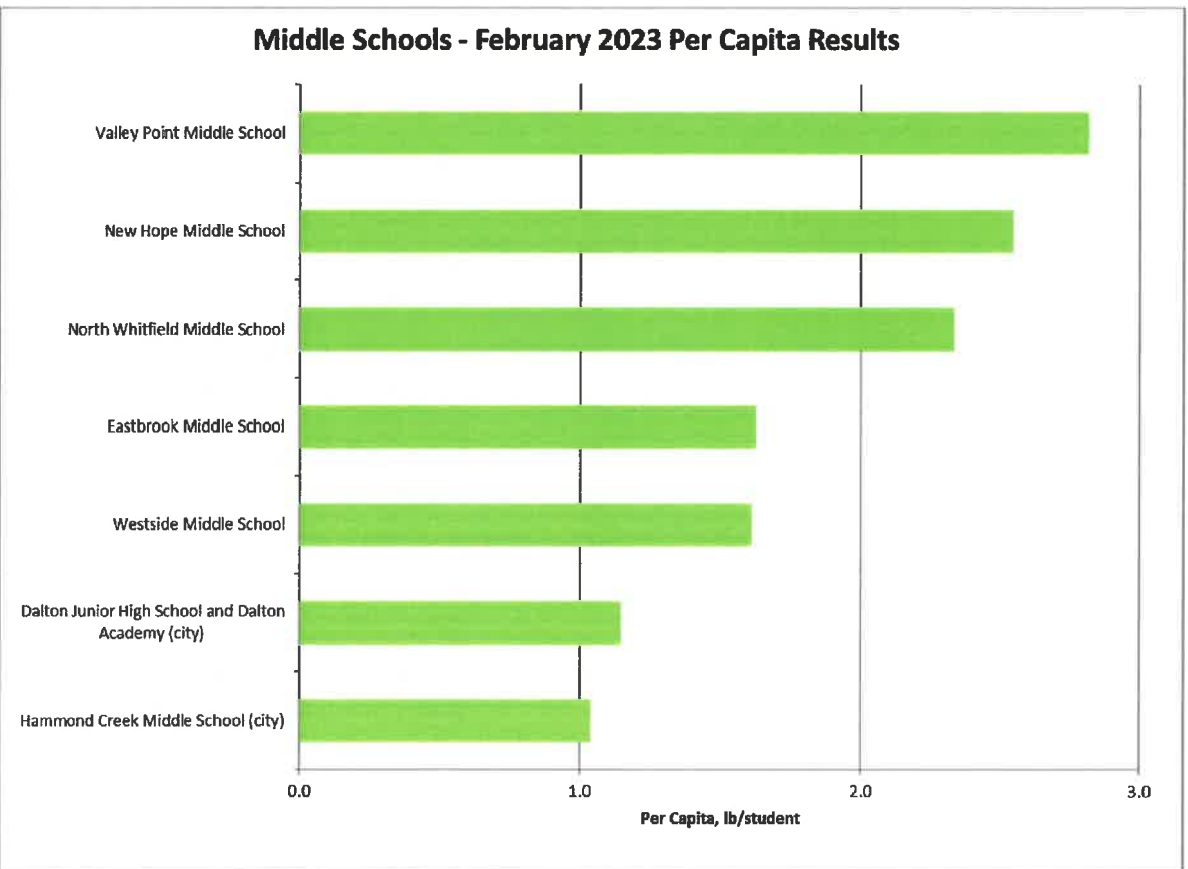
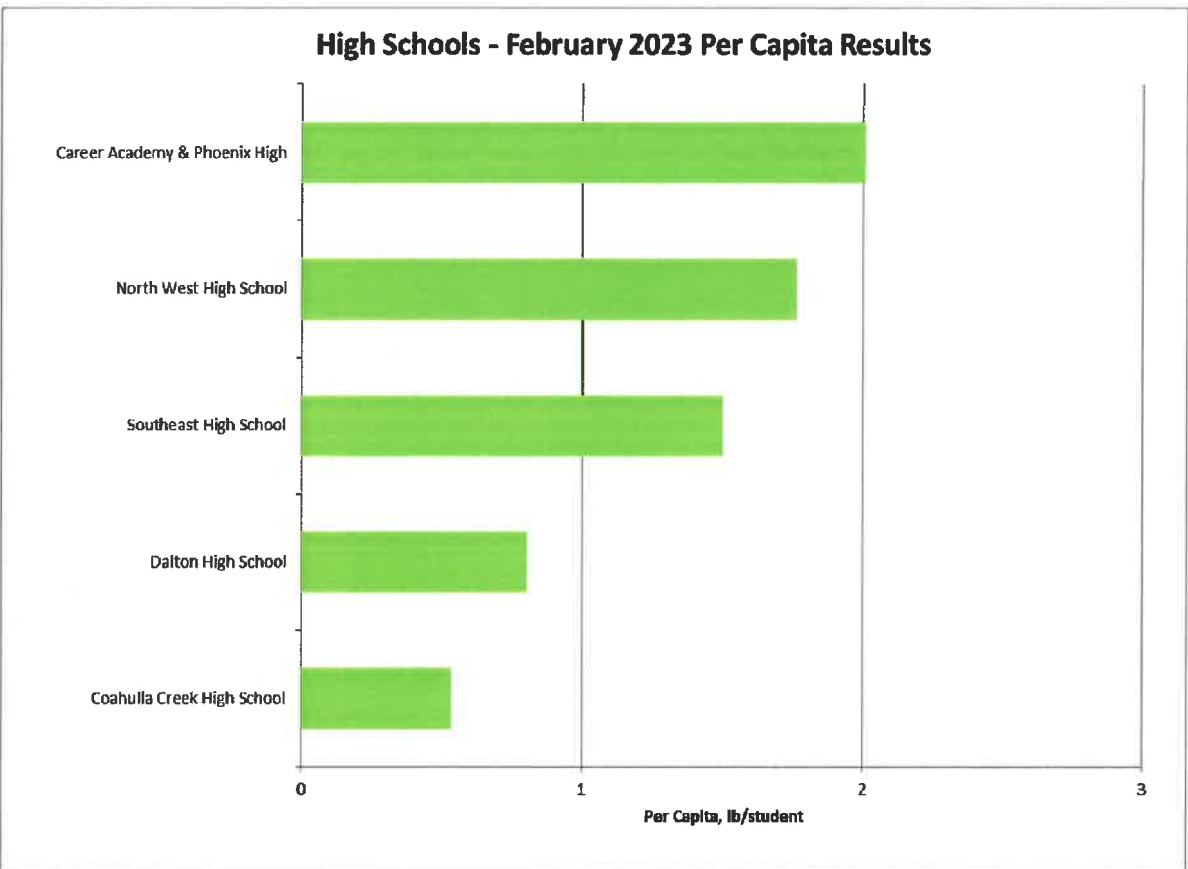
## Individual School Recycling Rates

High Schools	School Population	Total Pounds	Per-Capita (lb/student)
Career Academy & Phoenix High	1244	2500	2.0
Coahulla Creek High School	751	400	0.5
Dalton High School	1394	1120	0.8
North West High School	1496	2640	1.8
Southeast High School	1006	1510	1.5
<b>Totals</b>	<b>5,891</b>	<b>8,170</b>	<b>1.4</b>

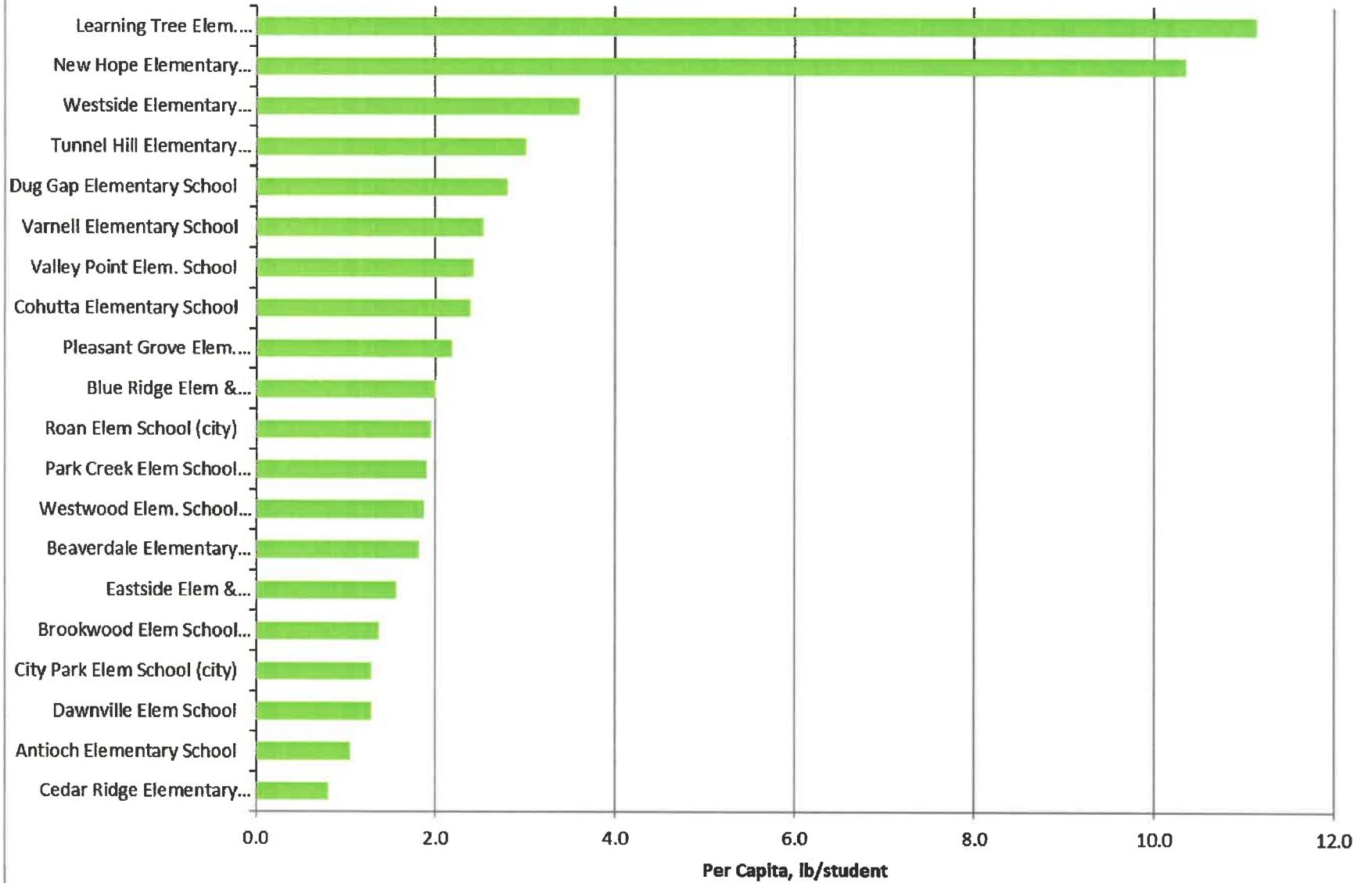
Target Recycling at School takes the collection program a step further by providing a complimentary Environmental Education program that teaches student to be more environmentally friendly.

Middle Schools	School Population	Total Pounds	Per-Capita (lb/student)
Christian Heritage Elem School Private	354	1080	3.1
Dalton Junior High School and Dalton Academy	1551	1780	1.1
Eastbrook Middle School	669	1090	1.6
Hammond Creek Middle School (city)	1085	1130	1.0
New Hope Middle School	821	2090	2.5
North Whitfield Middle School	453	1060	2.3
Valley Point Middle School	401	1130	2.8
Westside Middle School	1085	1750	1.6
<b>Totals</b>	<b>6,419</b>	<b>11,110</b>	<b>1.7</b>

Elementary Schools	School Population	Total Pounds	Per-Capita (lb/student)
Antioch Elementary School	455	480	1.1
Beaverdale Elementary School	428	780	1.8
Blue Ridge Elem & Northstar School (city)	652	1310	2.0
Brookwood Elem School (city)	717	990	1.4
Cedar Ridge Elementary School	378	310	0.8
City Park Elem School (city)	689	890	1.3
Cohutta Elementary School	321	770	2.4
Dawnville Elem School	419	540	1.3
Dug Gap Elementary School	370	1040	2.8
Eastside Elem & Crossroads Academy School	547	860	1.6
Learning Tree Elem. School Private	79	880	11.1
New Hope Elementary School	515	5330	10.3
Park Creek Elem School (city)	578	1100	1.9
Pleasant Grove Elem. School	444	970	2.2
Roan Elem School (city)	420	820	2.0
Tunnel Hill Elementary School	302	910	3.0
Valley Point Elem. School	478	1160	2.4
Varnell Elementary School	367	930	2.5
Westside Elementary School	561	2020	3.6
Westwood Elem. School (city)	576	1080	1.9
<b>Totals</b>	<b>9,296</b>	<b>23,170</b>	<b>2.5</b>



### Elementary Schools - February 2023 Per Capita Results



**CONVENIENCE CENTERS -- VOLUNTARY DROP-OFF RECYCLING  
2023**

	January	February	March	QTR - 1	April	May	June	QTR - 2
<b>McGaughey Chapel</b>								
Waste	194.44	144.35		338.79				0.00
Recycle	14.24	10.09		24.33				0.00
Target Recycle				0.00				0.00
Total Recycled	14.24	10.09	0.00	24.33				0.00
% RECYCLED	6.82%	6.53%	#DIV/0!	6.70%	#DIV/0!	#DIV/0!	#DIV/0!	#DIV/0!
<b>MLK</b>								
Waste	342.86	299.70		642.56				0.00
Recycle	24.67	22.62		47.29				0.00
Target Recycle				0.00				0.00
Total Recycled	24.67	22.62	0.00	47.29	0.00	0.00	0.00	0.00
% RECYCLED	6.71%	7.02%	#DIV/0!	6.86%	#DIV/0!	#DIV/0!	#DIV/0!	#DIV/0!
<b>Old Dixie</b>								
Waste	264.79	237.13		501.92				0.00
Recycle	17.06	10.31		27.37				0.00
Target Recycle				0.00				0.00
Total Recycled	17.06	10.31	0.00	27.37	0.00	0.00	0.00	0.00
% RECYCLED	6.05%	4.17%	#DIV/0!	5.17%	#DIV/0!	#DIV/0!	#DIV/0!	#DIV/0!
<b>Westside</b>								
Waste	186.92	152.39		339.31				0.00
Recycle	12.04	14.21		26.25				0.00
Target Recycle				0.00				0.00
Total Recycled	12.04	14.21	0.00	26.25	0.00	0.00	0.00	0.00
% RECYCLED	6.05%	8.53%	#DIV/0!	7.18%	#DIV/0!	#DIV/0!	#DIV/0!	#DIV/0!